

360° INSPECTION OF LABELS ON YOUR BOTTLES

Step 1:

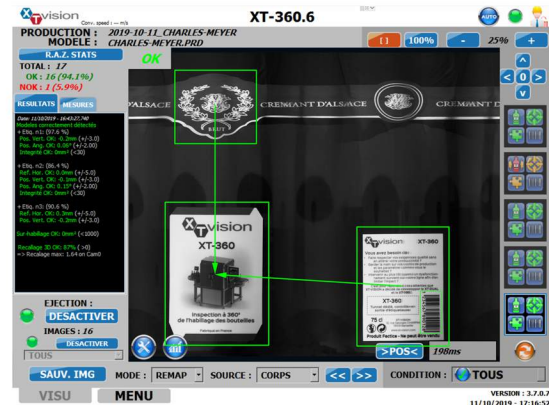
The cameras take 4 to 6 images of the bottle

Step 2 :

The images are recombined in a 360° image

Step 3:

The 360° image is analyzed by the vision software



RANGE OF MACHINES :

- ▶ **XT-360.4C :**
The compact with its 4 cameras
- ▶ **XT-360.6 :**
The meticulous one with her 6 cameras
- ▶ **XT-360.6UHD :**
The infallible one with its 6 Ultra High Definition cameras

THE POINTS TO KNOW :

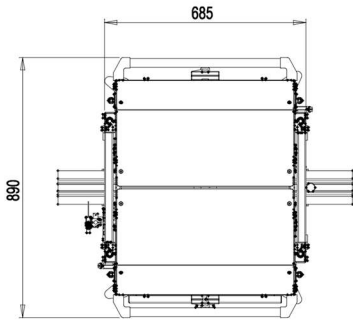
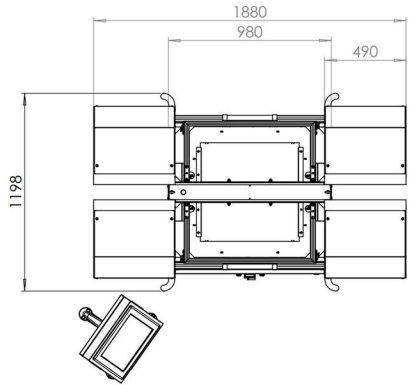
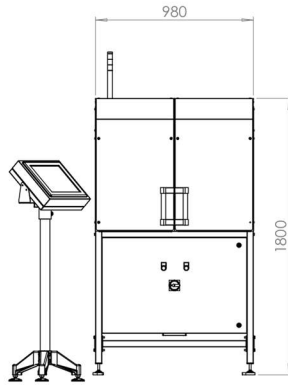
- ▶ **Easy to use :**
Intuitive and ergonomic graphical interface.
- ▶ **Quick installation :**
Without changing your line.
- ▶ **Complete interfacing :**
Can control an existing ejector.
- ▶ **Productivity maintained :**
Does not change your production rate.
- ▶ **Easy cleaning :**
Full access to the machine.
- ▶ **French manufacturing :**
Complete mastery of hardware and software.



THEY CHOSE XT-VISION

MACHINE DIMENSIONS

XT-360.6



XT-360.4C

SOME EXAMPLES OF CONTROLS

DISTANCE



LABEL CAP ALIGNMENT



ANGULAR POSITIONING



POSITIONING



CONTACT

At **XT-VISION**, you benefit from a complete support of your project with our commercial and technical team.

For more information :

Tel : + 33 (0)4 84 25 24 08

Mail : contact@xt-vision.com

XT-VISION SAS, 365 Avenue des Genévriers

ZI Athelia 4 - Bâtiment Le Panorama

13600 LA CIOTAT, FRANCE

