



Message in the Bottle



1954



4 800

Employees



19 Billion

Closures per year



606 Million

Turnover 2019, + 12%



WE ARE LOCAL, WORLDWIDE

5

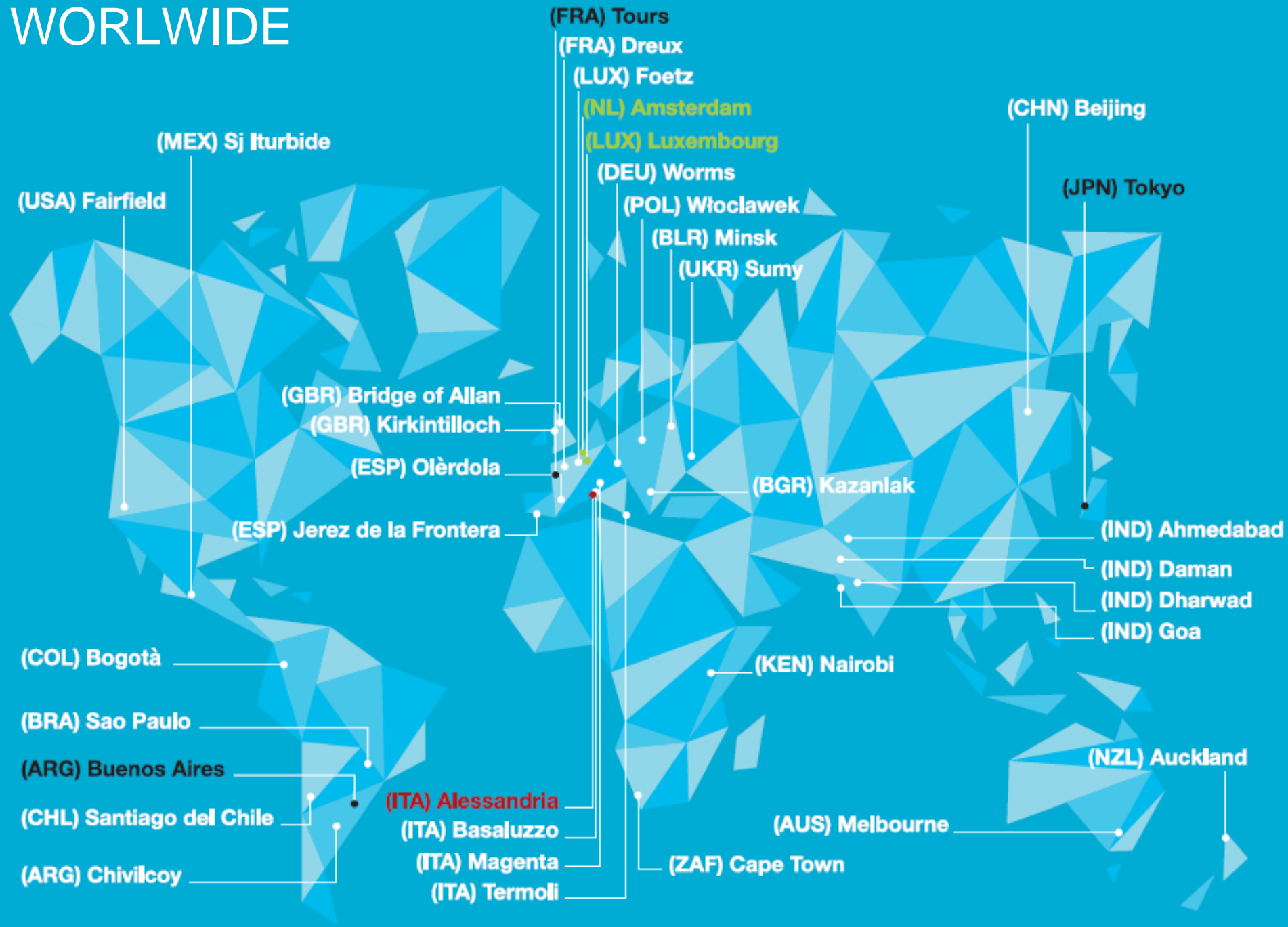
R&D Centers
Mexico, Ukraine, Italy,
Glasgow, Luxembourg

29

Production sites across
5 continents.

100

Countries where we have
build strong client
partnership.






Kirkintilloch, Scotland



Sumy, Ukraine



SJ Iturbide, Mexico



Foetz, Luxembourg

5 R&D CENTERS ROOTED IN THE SOIL OF SPIRITS



SINCE 2011 SUSTAINABILITY IS PART OF OUR DNA. NOT WORDS, TARGETS AND ACTIONS.

200 000 Tonnes of CO2 compensated

310 000 Trees planted

BASED ON COMMITMENTS WE DESIGNED IN 2011
OUR SUSTAINABILITY STRATEGY
FOCUSES ON THREE PILLARS AND 12 INDICATORS;



Please download our 2019 Sustainability Report
<https://www.gualaclosures.com/wp-content/uploads/2020/06/2019-Sustainability-Report.pdf>

- 1 ENERGY CONSUMPTION
- 2 CO₂ EMISSIONS
- 3 WASTE
- 4 RAW MATERIALS
- 5 WATER
- 6 ENVIRONMENTAL MANAGEMENT
- 7 HEALTH AND SAFETY
- 9 TRAINING
- 8 DIVERSITY
- 10 PRODUCTION EFFICIENCY
- 11 INNOVATION
- 12 CUSTOMER SATISFACTION



SUSTAINABLE IDEATION


Guala Closures eco-design guidelines

We developed an eco - design model based on four objectives to achieve the most important aim: to constantly reduce the environmental impact of our products to help build a better future for next generations.



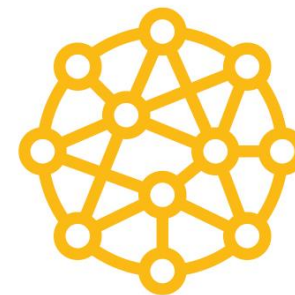
DESIGN TO REDUCE

the quantity of resources needed for a product to function properly




DESIGN TO CHANGE

abandoning finite resources and adopting recycled materials or materials produced from renewable sources



DESIGN TO FADE



the waste by choosing biodegradable polymers and by using few and easily removable components



DESIGN TO REVIVE

through recovering and recycling materials and closures

OUR PLAYGROUND





Proud to be your **partner**