



sports
trace

Softball Overview

sportstrace.com
emailus@sportstrace.com
+1 (425) 224-5906

sportstrace

Measuring What Matters.

sportstrace.com

emailus@sportstrace.com

+1 (425) 224.5906

Use SportsTrace

Anywhere

On the field,
in the training room,
from home.

Anytime

In a game or in practice,
in person or remotely.

To Get Better, Faster

More than data -
instant, personalized
recommendations.



1. Record video
on your smartphone.

2. Receive insights
and personalized
recommendations.

3. Track your progress
anytime, anywhere.



Product Details

Analyzing video takes time. SportsTrace turns your video into insights and personalized recommendations. Spend less time watching video and more time coaching.

Subscription Options

Basic

\$3.99/mo

Manage and
organize your
video to improve.

Pro

\$10.99/mo

Automated
insights and
personalized
recommendations.

Hall of Fame

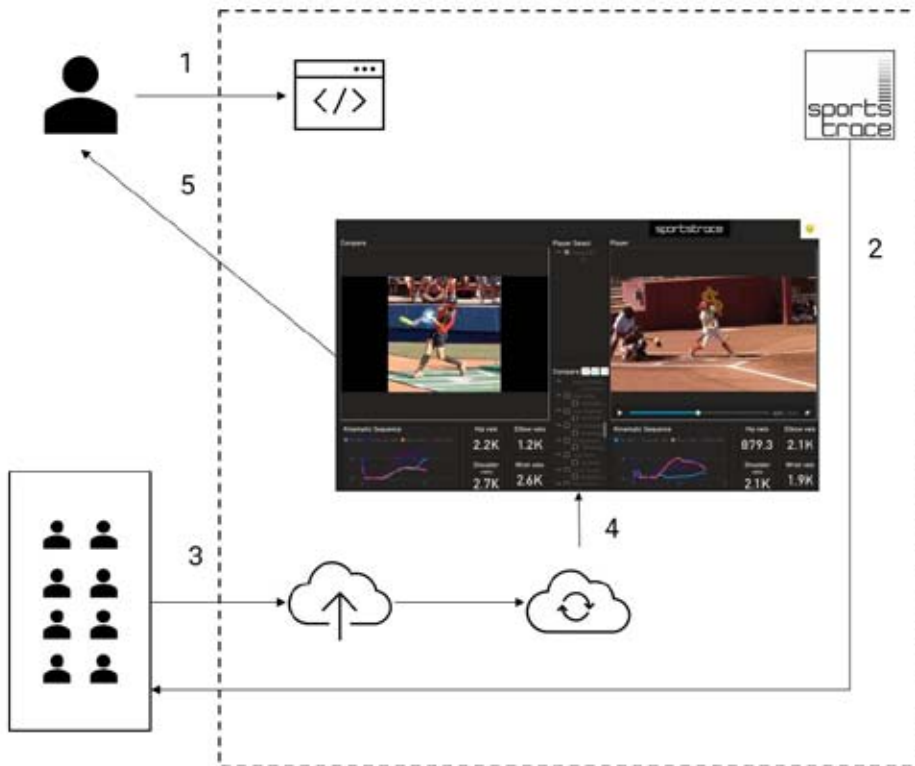
Contact Us

Built to support
your large
organization.

Used...everywhere



In the game,
during practice,
or remotely.



SportsTrace Remote Training Sign Up & Usage

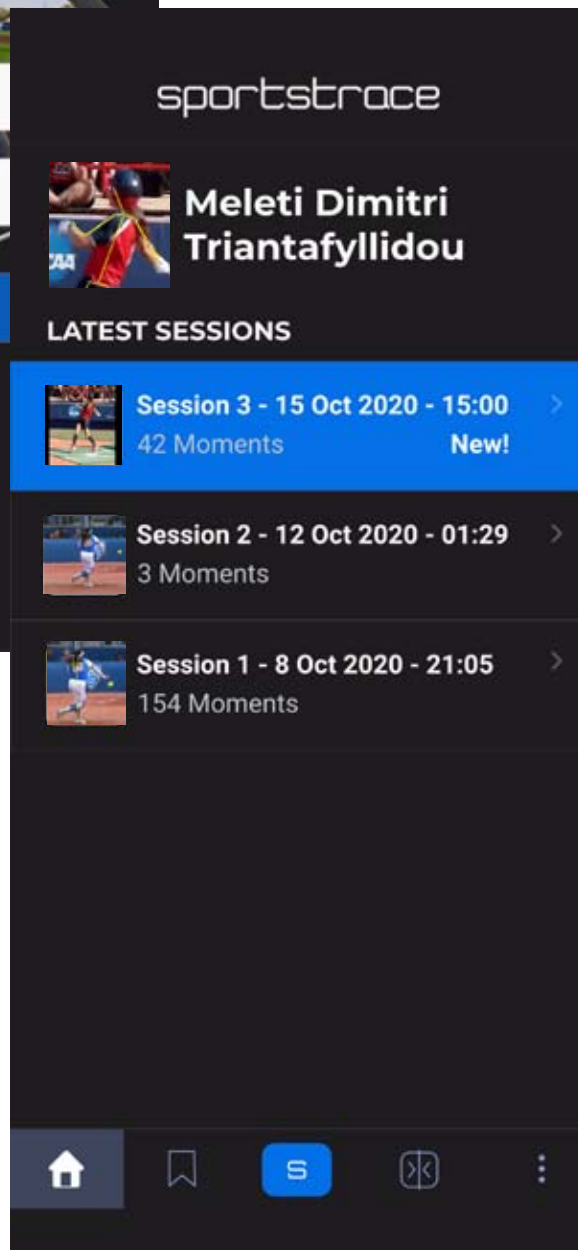
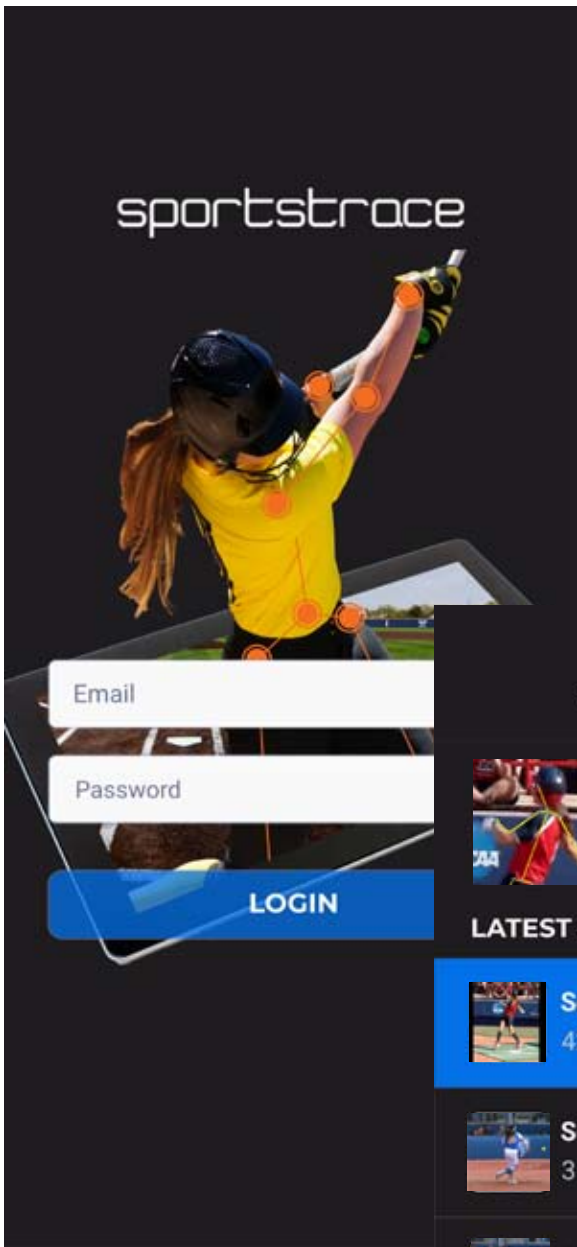
Trainer sign up

1. Trainer uploads athlete list (name email) to SportsTrace via web form
2. SportsTrace will email athletes welcoming them to SportsTrace with instructions on how to securely upload video to the system
3. Athletes can now upload their video to the SportsTrace cloud system. The video and biomechanical data will be available on any device with internet access
4. The video is processed in the SportsTrace cloud to create biomechanical data.
5. The trainer will have the ability to see all athlete videos broken out by time by simply selecting the athlete name on the web.

Capture and Review:

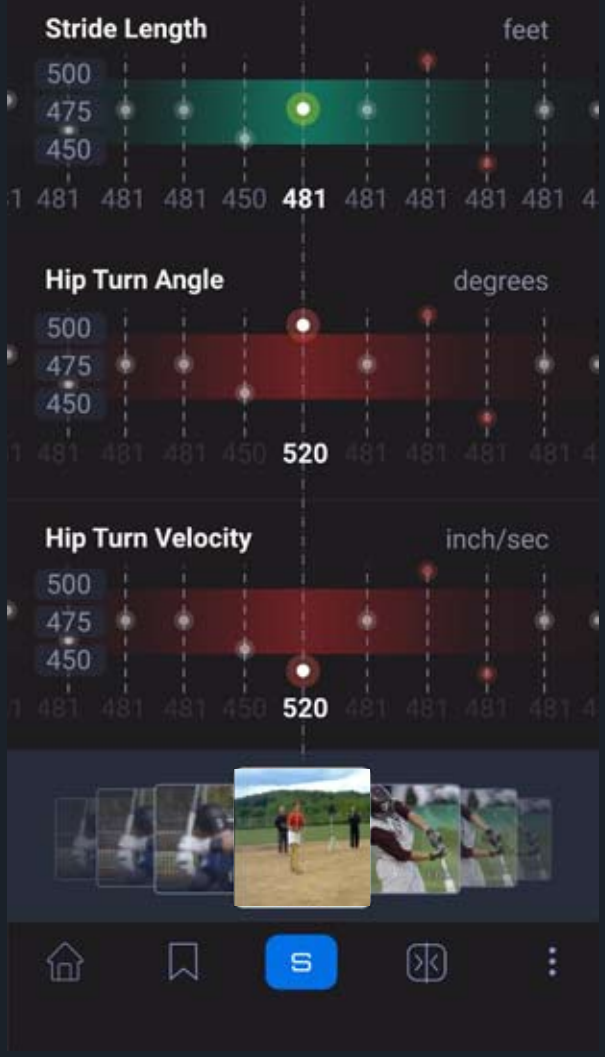
- Individual Swings/Pitches
- Comparisons over time
- Comparisons to pros
- Isolate key moments (transition, contact)
- Kinematic data
- Consistency over time
- 35+ sport specific measurements
- 17 body points in 3D
- Linear and angular body distance
- Linear and angular body velocity
- Combine with radar data to see outcomes

Personalized



YOUR data, automatically stored and organized per player by the date you added it to the platform.

Analytics



Automated

Upload to the cloud and we do the rest.





Recommendations

More than data

Use intuitive comparisons and recommendations based on your consistency.

STRIDE LENGTH

Session stridelenhth was inconsistent.
The average difference was 1.5

Drills:

[Stride Length Improvement Drill #1](#)

[Advanced Drills](#)

Products:

[Measuring Tape \(Amazon\)](#)

HIP TURN ANGLE

Hip Turn Angle was very consistent for this sesion!

Drills:

[Basic Drill](#)

[Intermediate Drill](#)

HIP TURN VELOCITY



Close

Comparison

Filter

Swing 1

Session 1 - 8 Oct 2020 - 21:05



↑481	↑632	1158	↑1843
Hip Turn Velocity	Shoulder Turn Velocity	Lead Arm Velocity	Hand Velocity
400	621	↑1200	1839



Swing 42

Session 1 - 8 Oct 2020 - 21:05

