



Terrace

ShawContract®



Impact well-being

Access to daylight and the use of color and texture can establish the tone for spaces we inhabit. Environments that incorporate natural elements, finishes, and biophilic colors can improve overall well-being.

Drawing inspiration from the patterns and meditative practices of Zen gardens, the soft linework of Terrace creates a calming and restorative visual using a nuanced, textured pattern highlighted with metallic accents. The softly rendered lines in a palette of 12 neutrals draw the mind inward.



Harmony of body, mind and spirit

On average, people spend approximately 90% of their time indoors, making those environments critical to our well-being. Our products are often at the center of those spaces—underfoot in offices, healthcare settings and classrooms around the world. That is why Terrace is FloorScore® certified ensuring healthy indoor air quality with low VOC emissions and manufactured to be ortho-phthalate-free.

Terrace is offered in both 2.5 mm and 5 mm thicknesses that allow for versatility. The 2.5mm thick profile works alongside a variety of existing resilient collections, including Terasu resilient sheet, ensuring you can transition visuals of similar thicknesses throughout your space. The 5mm thick profile works alongside carpet tile for smooth transitions throughout your space with no need for a transition strip.

ABOVE: TERRACE (LVT 4216V) IN CEDAR (08755) | INSTALLED HERRINGBONE
RIGHT: TERRACE (LVT 4216V) IN DUSK (08504) + ALCOVE (08770) | INSTALLED ASHLAR AND
TEXTILE (18X36 CARPET TILE 5T279) IN ANGORA (79596) | INSTALLED MONOLITHIC



Abide

ShawContract®



A sense of comfort you can feel as well as see

Abide takes natural materials as the inspiration for interiors where durability, practicality, and resilience are all linked to successful outcomes. Influenced by soothing Scandinavian design principles *Abide's* variety of wood visuals are drawn from oak, walnut and wenge, woods associated with wisdom, with the quest for knowledge, patience and healing, qualities embedded in modern commercial environments.

The tactile appearance is amplified by lightly embossed textures that create a deep authenticity to the design, one that evokes an emotional response, we can feel as vividly as we can see.



ABOVE: ABIDE (LVT 4107V) IN MAIZE WENGE (07210) | INSTALLED STAGGER
RIGHT: ABIDE (LVT 4107V) IN ALLSPICE WALNUT (07710) | INSTALLED STAGGER



Built for durability

Abide LVT is 2.5 mm thick and has built in protection for high traffic areas by pairing a 20 mil wear layer with ExoGuard+™ topcoat. A polish-optional ExoGuard+™ finish with subtle texture embossing provides durability and ease of maintenance in demanding environments.

Color and Visual Variation

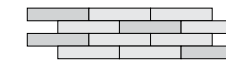
Color and visual variation is inherent in all modular resilient products. It can vary slightly or significantly from piece to piece within a color. V1 variation has little or no variation from piece to piece. V4 will have a large variation in color and visual.

Color and Visual Index

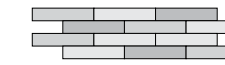
V1 uniform appearance




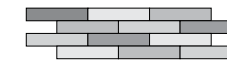
V2 slight variation



V3 moderate variation




V4 substantial variation




V3

Wheat Oak 07220




V3

Tahini Oak 07240




V2

Maize Wenge 07210




V3

Palomino Oak 07660




V2

Caramel Wenge 07250




V3

Allspice Walnut 07710




V4

Spiced Oak 07630




V2

Gabon Wenge 07730




V3

Conch Shell Oak 07140




V3

Cadmium Oak 07515




V3

Coriander Oak 07720




V3

Heirloom Oak 07150




V4

Brushed Suede Oak 07700




V4

Anise Oak 07570



V3

Chocolate Walnut 07760



V3

Raw Umber Oak 07780

Coordinating Resilient

Inhabit heterogeneous sheet and *Abide* LVT use the same wood visuals and coordinating warm, natural palette to allow for the sheet and plank to be installed side by side, eliminating the need for transition strips to reduce potential trip hazards and aid in patient mobility.



INHABIT (RESILIENT SHEET 4106V) IN HONEY WENGE (06250) AND BASSTONES (RESILIENT SHEET 0301V) IN POLISHED BRASS (00140)

INHABIT (RESILIENT SHEET 4106V) IN BARLEY OAK (06220)

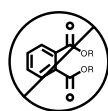
Sustainability



Materials & Resources
MR – RFCI Industry Average EPD
IEQ – Floorscore® IAQ Certification




Low VOC Certified
Certified to rigorous indoor emissions requirements



Non-Ortho-Phthalate
Formulated without ortho-phthalates

Abide

Engineered with a layered construction for enhanced durability, *Abide* is designed to perform in high traffic environments. Our ExoGuard+™ high-performance finish enhances long-term appearance through resistance to scratches and scuffs.



Superior Durability

ExoGuard+™ advanced topical finish technology delivers the highest performance scratch resistance and resists UV light degradation, hand sanitizers, disinfectants and common stains.



Underbed Warranty Available

4151, 4100 and S150 adhesives create a bond between the floor and the substrate that protects against heavy rolling and static loads. They come with a 1 year warranty and when used with this product, the term of the warranty increases to 10 years.



Polish-Optional Reduces Cost

ExoGuard+™ is a polish-optional finish that can reduce the cost of annual maintenance. If a polished look is desired it requires no coating prep work.



No Transitions Needed

With coordinating thicknesses, move freely between sheet and tile products without the need for bulky transition strips.



Performs with Static and Rolling Loads

The high PSI tolerance of the product enhances resistance to indentation in areas with heavy static and rolling loads per ASTM test methods.



Installation Possibilities

A plank format allows for fun and flexible installations, including ashlar, brick, herringbone and stagger. Group two or three planks together for a large format feeling to build scale.

Product Details

Pattern Repeat

Tile size is not divisible into pattern repeat length resulting in a wide variety of unique tiles after the cutting process.

Installation Methods

Ashlar, Brick, Stagger, Herringbone, Monolithic

Recommended Adhesives

Shaw 4100, S150 or Shaw 4151

Recommended Applications

Ideal for Heavy Commercial Environments:

Education | Healthcare | Hospitality
Multi-Family | Retail | Senior Living | Workplace

	Light	Moderate	Heavy
Foot Traffic	██████████	██████████	██████████
Rolling Loads	██████████	██████████	██████████
Static Loads	██████████	██████████	██████████