

## Introduction

- Serious methicillin-resistant *Staphylococcus aureus* (MRSA) infections have high morbidity and mortality.
- Guidelines suggest using vancomycin loading doses in critically ill patients or those with suspected serious MRSA infections to maximize early target concentration achievement.
- Though data suggest loading doses effectively achieve therapeutic concentrations quickly, it's unclear if this translates to improved efficacy in patients with confirmed MRSA infections.
- The purpose of this study was to create a consolidated review of the published evidence evaluating the efficacy of vancomycin loading doses in patients with MRSA infections.

## Methods

- PubMed and Embase databases were searched from inception to 27th February 2020. Search terms used were "vancomycin" AND "MRSA" AND "(efficacy OR success OR failure).
- Studies included were randomized controlled trials, observational cohort or case-control studies published in English language involving adult patients with culture-confirmed MRSA infections initially treated with IV vancomycin.
- Studies that did not report a clinical efficacy outcome grouped by loading dose vs non-loading dose groups and as well as conference abstracts and posters were excluded.
- The primary outcome assessed was clinical efficacy as defined by the study. A random model effects, Mantel-Haenszel model, was used given the expected heterogeneity in study design, populations, and outcome definitions.
- Odds ratio and 95% confidence interval were used to report combined results.
- Heterogeneity was quantified by I<sup>2</sup>.
- Analyses were conducted using Revman 5.3 software.

## References

1. Cheong, J. Y., Makmor-Bakry, M., Lau, C. L., & Rahman, R. A. (2012). The relationship between trough concentration of vancomycin and effect on methicillin-resistant *Staphylococcus aureus* in critically ill patients. *South African Medical Journal*, 102(7).
2. Ortwine, J. K., Zasowski, E. J., Pogue, J. M., Hanni, C., Giuliano, C., Casapao, A. M., ... & Rybak, M. J. (2019). Relationship Status between Vancomycin Loading Dose and Treatment Failure in Patients with MRSA Bacteremia: It's Complicated. *Infectious diseases and therapy*, 8(4), 627-640.
3. Rybak, M. J., Le, J., & Lodise, T. P. Therapeutic monitoring of vancomycin: a revised consensus guideline and review of 2 the American Society of Health-System Pharmacists, the Infectious Diseases Society of 3 America, the Pediatric Infectious Diseases Society and the Society of Infectious Diseases 4 Pharmacists. *Am J Health-Syst Pharm*.

## Disclosures

- No extramural support, financial or otherwise was received in the completion of this research project

## Results

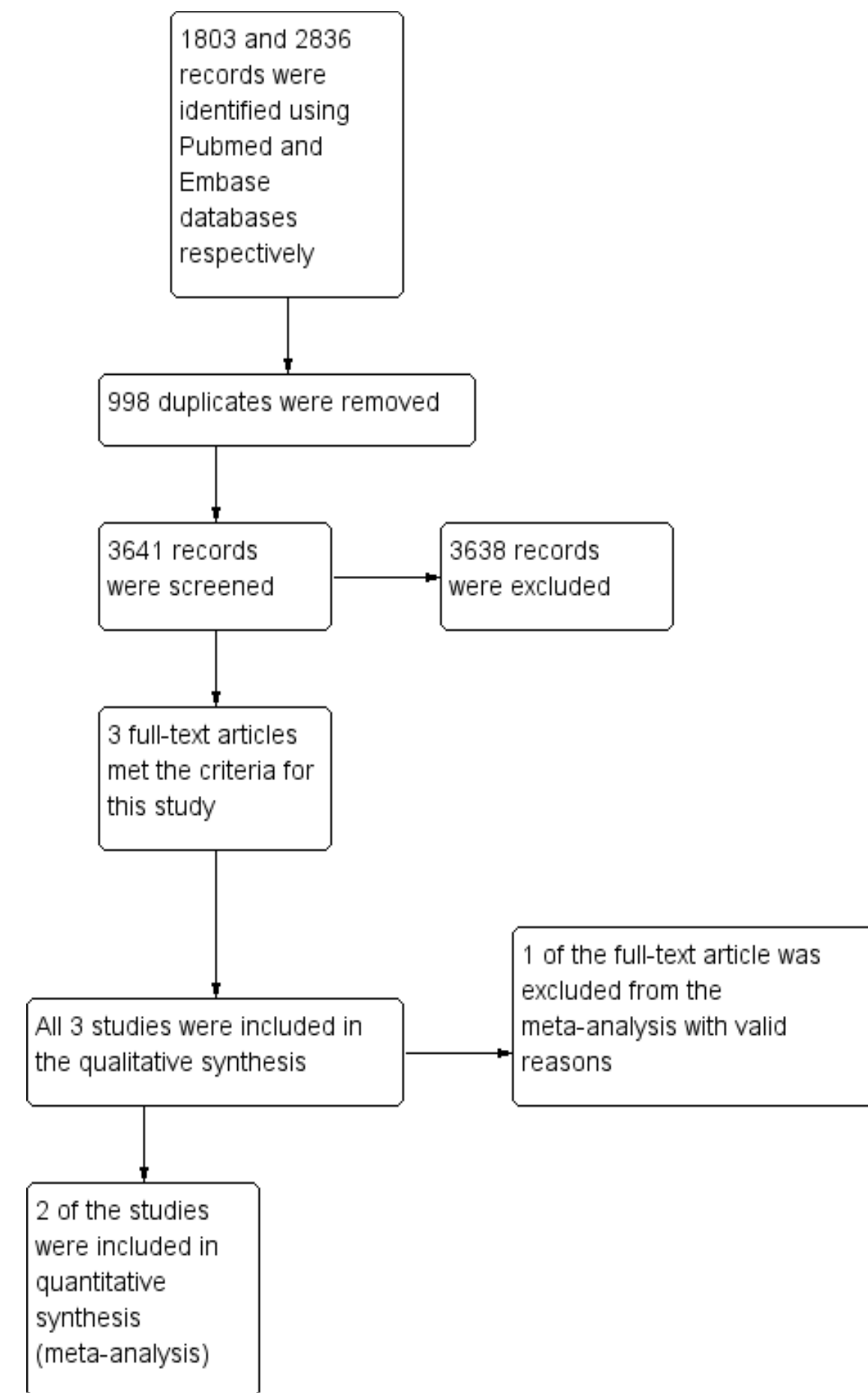


Figure 1 - Flow Diagram of Included Studies

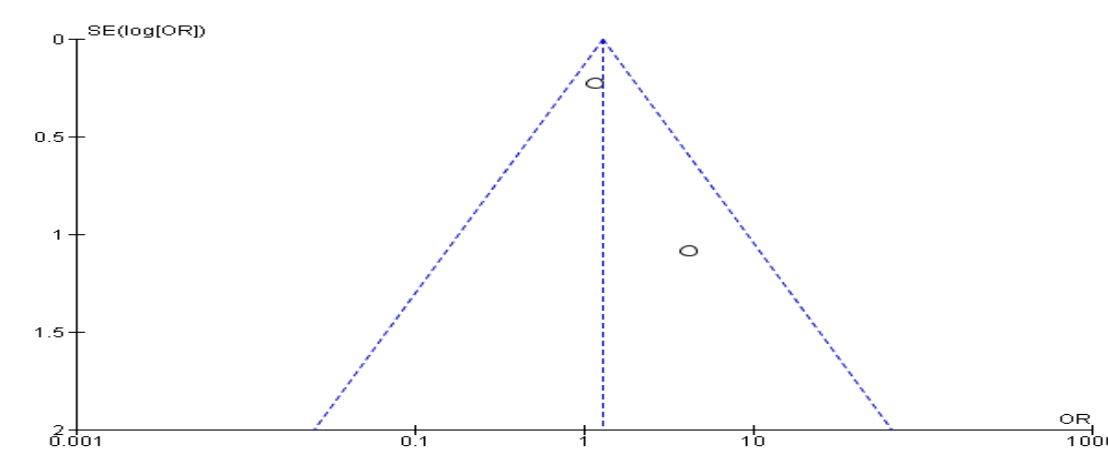


Figure 2 – Funnel plot of included studies

THE NEWCASTLE - OTTAWA QUALITY ASSESSMENT SCALE TO ACESS RISK OF BIAS IN THE STUDY			
Selection Criteria	Comparability Criteria	Outcome Criteria	Studies (Total Score)
Exposed cohort and non-exposed represents community Data was collected from a secure record Outcome of interest was present at the start of the study	Control present	Record present Follow up met outcome All subjects accounted	Wesolek et al. 2018-Met all criteria (Score 8) Ortwine et al. 2019-Met all criteria (Score 8) Cheong et al. 2012-Did not meet all subjects accounted for (Score 7)

Figure 3 - The Newcastle - Ottawa Quality Assessment Scale for included studies

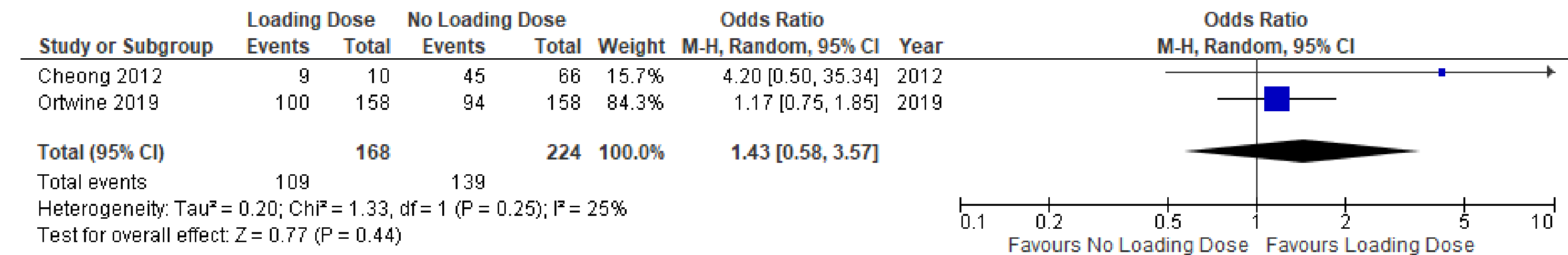


Figure 4- Meta-Analysis of Association between Vancomycin Loading Dose and Clinical Efficacy

## FINDINGS SUMMARIZED:

- 1803 and 2836 studies were extracted from PubMed and Embase databases, respectively.
- 998 duplicates were removed with 3641 studies screened, and 3 full-text articles met the study criteria.
- The Newcastle-Ottawa Quality Assessment Scale was used to assess the quality of non-RCT that met the study criteria, and they all showed a low risk of bias. Additionally, publication bias was not detected in all 3 studies using the funnel plot.
- Two distinct studies were used for meta-analysis.
- Wesolek et al. (2018) was excluded from the meta-analysis since it was a smaller population sample size and this patient population overlapped with that of Ortwine et al. (2019) study.
- Although clinical cure was numerically higher among VLD patients, no statistically significant association was observed in the meta-analysis of the two eligible studies (OR 1.43, 95% CI 0.58-3.57, P=0.44).
- Wesolek et al. (2018) determined that receiving a loading dose led to a median time of SIRS resolution of 67 hours compared to the 109 hours due to early target trough attainment. Additionally, the VLD arm had a mean reduction of 3 days in the length of stay (LOS).
- Ortwine et al. (2019) study contributed 84.3% to the meta-analysis; but had significant limitations such as being retrospective, LD was >20mg/kg.

## Conclusions

- There is a dearth of clinical outcomes data evaluating VLD.
- VLD improves target attainment but at this time, there is little evidence showing improved clinical outcomes.
- The limited observational data identified in this systematic review did not show a significant association between VLD and clinical cure.
- One study indicated VLD may be associated with early improvement of signs and symptoms of infection and reduced length of stay.
- Further study, including a well-designed large randomized control trial, is needed to evaluate the clinical efficacy of VLD.



## Introduction

### Purpose:

- To conduct a systematic review and meta-analysis on the effect of vancomycin loading dose on treatment success.

### Background:

- Serious methicillin-resistant *Staphylococcus aureus* (MRSA) infections have high morbidity and mortality.
- Guidelines suggest using vancomycin loading doses in critically ill patients or those with suspected serious MRSA infections to maximize early target concentration achievement.
- Though data suggest loading doses effectively achieve therapeutic concentrations quickly, it's unclear if this translates to improved efficacy in patients with confirmed MRSA infections.
- The purpose of this study was to create a consolidated review of the published evidence evaluating the efficacy of vancomycin loading doses in patients with MRSA infections.



## Methods

- PubMed and Embase databases were searched from inception to 27th February 2020. Search terms used were "vancomycin" AND "MRSA" AND "(efficacy OR success OR failure).
- Studies included were randomized controlled trials, observational cohort or case-control studies published in English language involving adult patients with culture-confirmed MRSA infections initially treated with IV vancomycin.
- Studies that did not report a clinical efficacy outcome grouped by loading dose vs non-loading dose groups and as well as conference abstracts and posters were excluded.
- The primary outcome assessed was clinical efficacy as defined by the study.
- Heterogeneity was quantified by  $I^2$
- A random model effects, Mantel-Haenszel model, was used given the expected heterogeneity in study design, populations, and outcome definitions.
- Odds ratio and 95% confidence interval were used to report combined results.
- Analyses were conducted using Revman 5.3 software.



## Results

### Findings Summarized:

- 1803 and 2836 studies were extracted from PubMed and Embase databases, respectively.
- 998 duplicates were removed with 3641 studies screened, and 3 full-text articles met the study criteria.
- The Newcastle-Ottawa Quality Assessment Scale was used to assess the quality of non-RCT that met the study criteria, and they all showed a low risk of bias.
- Additionally, publication bias was not detected in all 3 studies using the funnel plot.

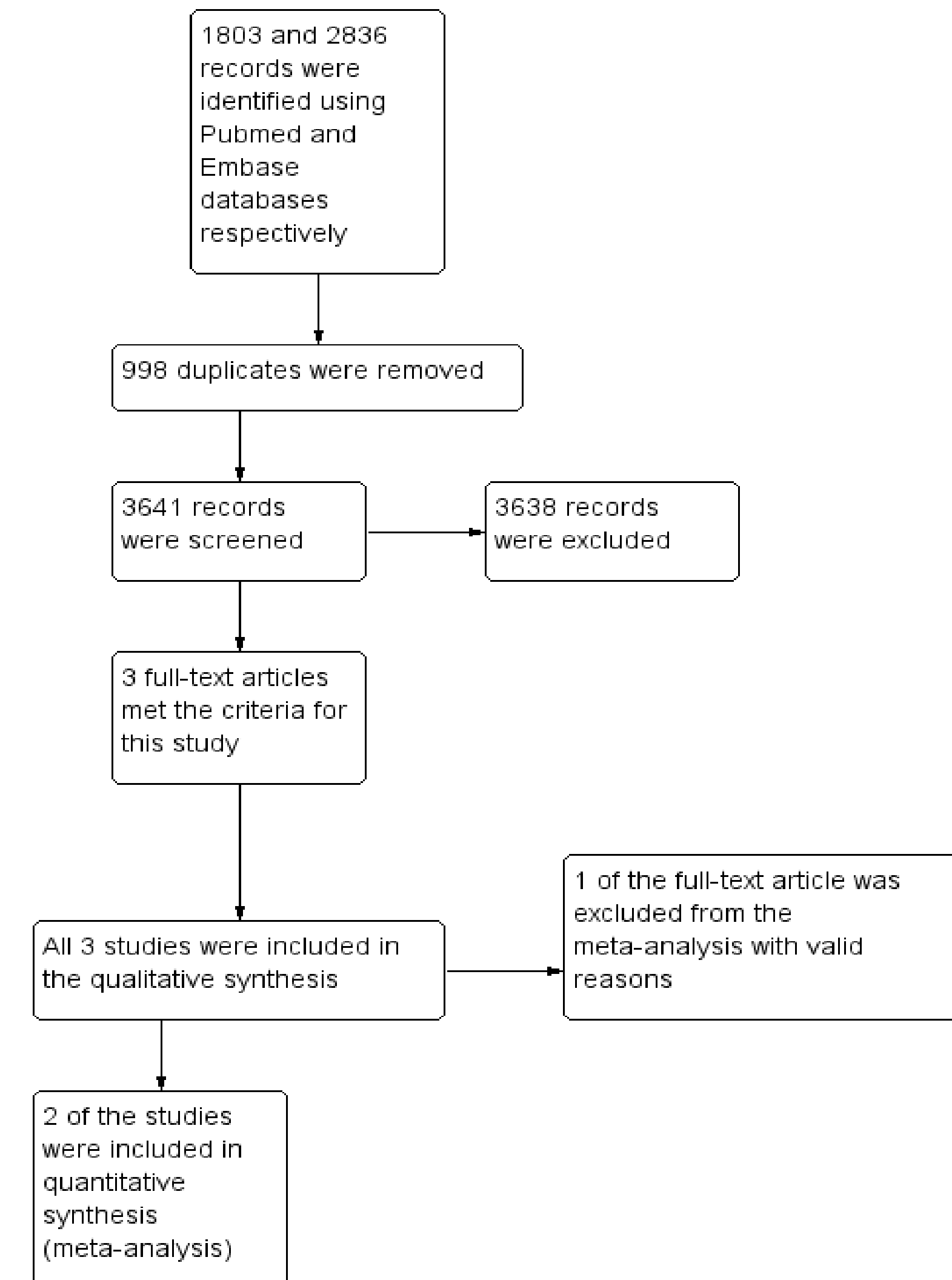


Figure 1 - Flow Diagram of Included Studies

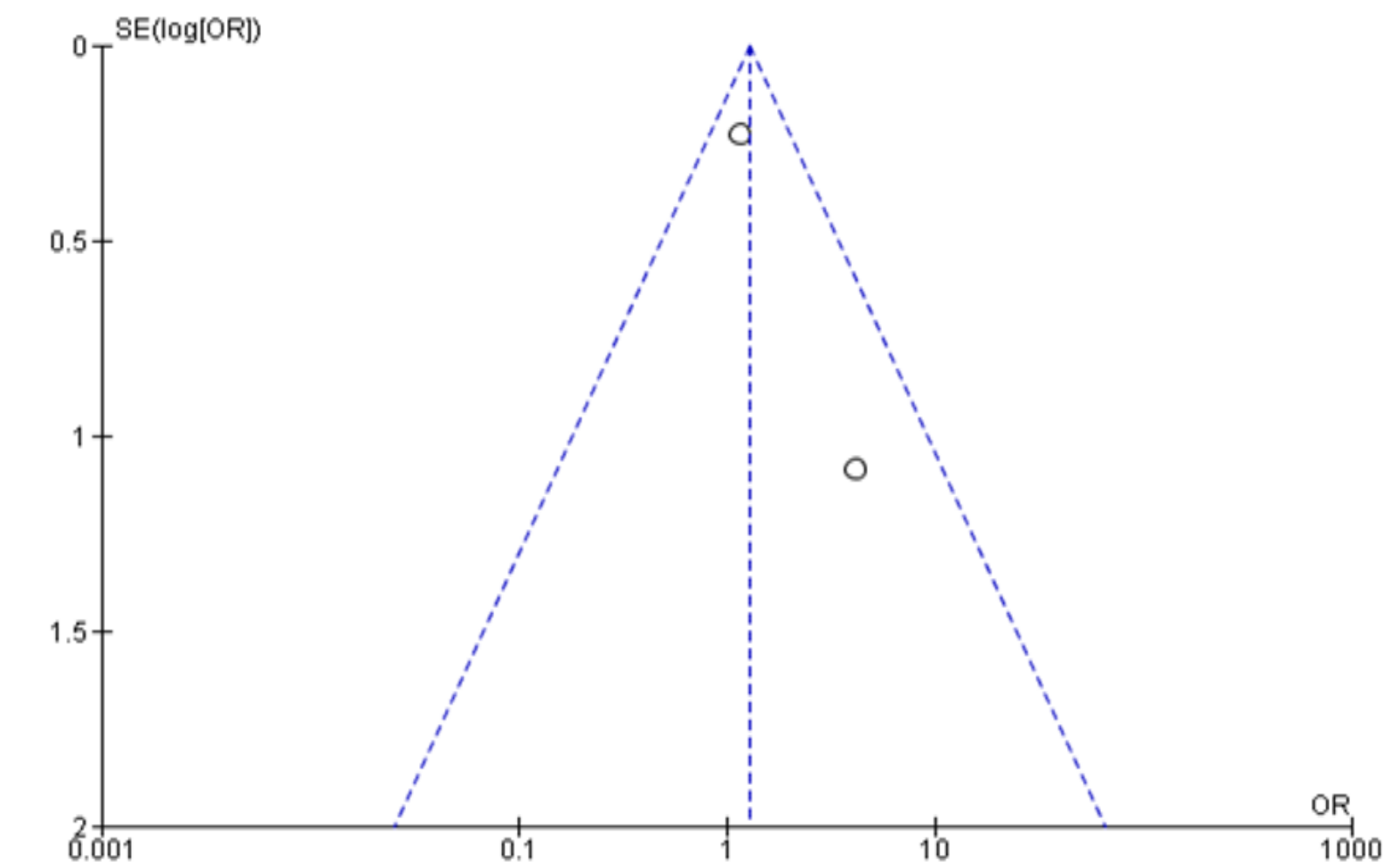


Figure 2 – Funnel plot of included studies



## Results: Figures 3&4

THE NEWCASTLE - OTTAWA QUALITY ASSESSMENT SCALE TO ACESS RISK OF BIAS IN THE STUDY

Selection Criteria	Comparability Criteria	Outcome Criteria	Studies (Total Score)
Exposed cohort and non-exposed represents community Data was collected from a secure record Outcome of interest was present at the start of the study	Control present	Record present Follow up met outcome All subjects accounted	Wesolek et al. 2018-Met all criteria (Score 8) Ortwine et al. 2019-Met all criteria (Score 8) Cheong et al. 2012-Did not meet all subjects accounted for (Score 7)

Figure 3 - The Newcastle - Ottawa Quality Assessment Scale for included studies

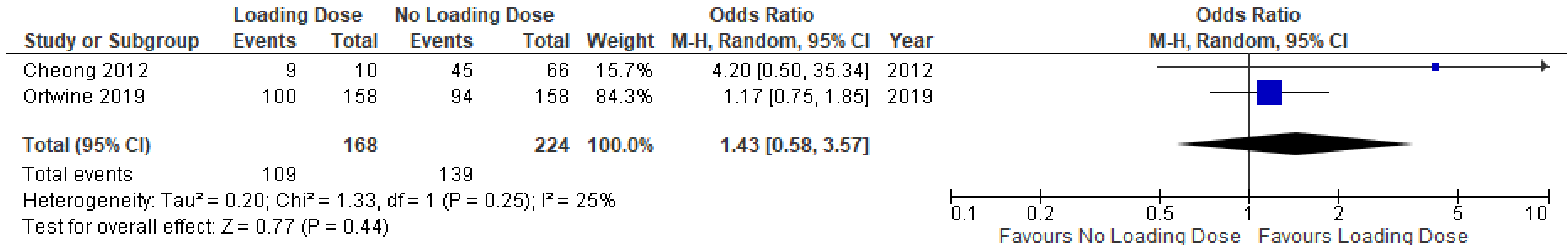


Figure 4- Meta-Analysis of Association between Vancomycin Loading Dose and Clinical Efficacy



## Results

### Findings Summarized:

- Two distinct studies were used for meta-analysis.
- Wesolek et al. (2018) was excluded from the meta-analysis since it was a smaller population sample size and this patient population overlapped with that of Ortwine et al. (2019) study.
- Although clinical cure was numerically higher among VLD patients, no statistically significant association was observed in the meta-analysis of the two eligible studies (OR 1.43, 95% CI 0.58-3.57, P=0.44).
- Wesolek et al. (2018) determined that receiving a loading dose led to a median time of SIRS resolution of 67 hours compared to the 109 hours due to early target trough attainment. Additionally, the VLD arm had a mean reduction of 3 days in the length of stay (LOS).
- Ortwine et al. (2019) study contributed 84.3% to the meta-analysis; but had significant limitations such as being retrospective, LD was >20mg/kg.



## Conclusion

- There is a dearth of clinical outcomes data evaluating VLD.
- VLD improves target attainment but at this time, there is little evidence showing improved clinical outcomes.
- The limited observational data identified in this systematic review did not show a significant association between VLD and clinical cure.
- One study indicated VLD may be associated with early improvement of signs and symptoms of infection and reduced length of stay.
- Further study, including a well-designed large randomized control trial, is needed to evaluate the clinical efficacy of VLD.



## References & Disclosure

### References:

- Cheong, J. Y., Makmor-Bakry, M., Lau, C. L., & Rahman, R. A. (2012). The relationship between trough concentration of vancomycin and effect on methicillin-resistant *Staphylococcus aureus* in critically ill patients. *South African Medical Journal*, 102(7).
- Ortwine, J. K., Zasowski, E. J., Pogue, J. M., Hanni, C., Giuliano, C., Casapao, A. M., ... & Rybak, M. J. (2019). Relationship Status between Vancomycin Loading Dose and Treatment Failure in Patients with MRSA Bacteremia: It's Complicated. *Infectious diseases and therapy*, 8(4), 627-640.
- Rybak, M. J., Le, J., & Lodise, T. P. Therapeutic monitoring of vancomycin: a revised consensus guideline and review of 2 the American Society of Health-System Pharmacists, the Infectious Diseases Society of 3 America, the Pediatric Infectious Diseases Society and the Society of Infectious Diseases 4 Pharmacists. *Am J Health-Syst Pharm*.

### Disclosure:

- No extramural support, financial or otherwise was received in the completion of this research project



## Thank you & Correspondence

Address correspondence:

- Evans Zasowski (evan.zasowski@tu.edu)
- Sharon Ashong (sharon.ashong@tu.edu)

## Introduction

- Serious methicillin-resistant *Staphylococcus aureus* (MRSA) infections have high morbidity and mortality.
- Guidelines suggest using vancomycin loading doses in critically ill patients or those with suspected serious MRSA infections to maximize early target concentration achievement.
- Though data suggest loading doses effectively achieve therapeutic concentrations quickly, it's unclear if this translates to improved efficacy in patients with confirmed MRSA infections.
- The purpose of this study was to create a consolidated review of the published evidence evaluating the efficacy of vancomycin loading doses in patients with MRSA infections.

## Methods

- PubMed and Embase databases were searched from inception to 27th February 2020. Search terms used were "vancomycin" AND "MRSA" AND "(efficacy OR success OR failure).
- Studies included were randomized controlled trials, observational cohort or case-control studies published in English language involving adult patients with culture-confirmed MRSA infections initially treated with IV vancomycin.
- Studies that did not report a clinical efficacy outcome grouped by loading dose vs non-loading dose groups and as well as conference abstracts and posters were excluded.
- The primary outcome assessed was clinical efficacy as defined by the study. A random model effects, Mantel-Haenszel model, was used given the expected heterogeneity in study design, populations, and outcome definitions.
- Odds ratio and 95% confidence interval were used to report combined results.
- Heterogeneity was quantified by I<sup>2</sup>.
- Analyses were conducted using Revman 5.3 software.

## References

1. Cheong, J. Y., Makmor-Bakry, M., Lau, C. L., & Rahman, R. A. (2012). The relationship between trough concentration of vancomycin and effect on methicillin-resistant *Staphylococcus aureus* in critically ill patients. *South African Medical Journal*, 102(7).
2. Ortwine, J. K., Zasowski, E. J., Pogue, J. M., Hanni, C., Giuliano, C., Casapao, A. M., ... & Rybak, M. J. (2019). Relationship Status between Vancomycin Loading Dose and Treatment Failure in Patients with MRSA Bacteremia: It's Complicated. *Infectious diseases and therapy*, 8(4), 627-640.
3. Rybak, M. J., Le, J., & Lodise, T. P. Therapeutic monitoring of vancomycin: a revised consensus guideline and review of 2 the American Society of Health-System Pharmacists, the Infectious Diseases Society of 3 America, the Pediatric Infectious Diseases Society and the Society of Infectious Diseases 4 Pharmacists. *Am J Health-Syst Pharm*.

## Disclosures

- No extramural support, financial or otherwise was received in the completion of this research project

## Results

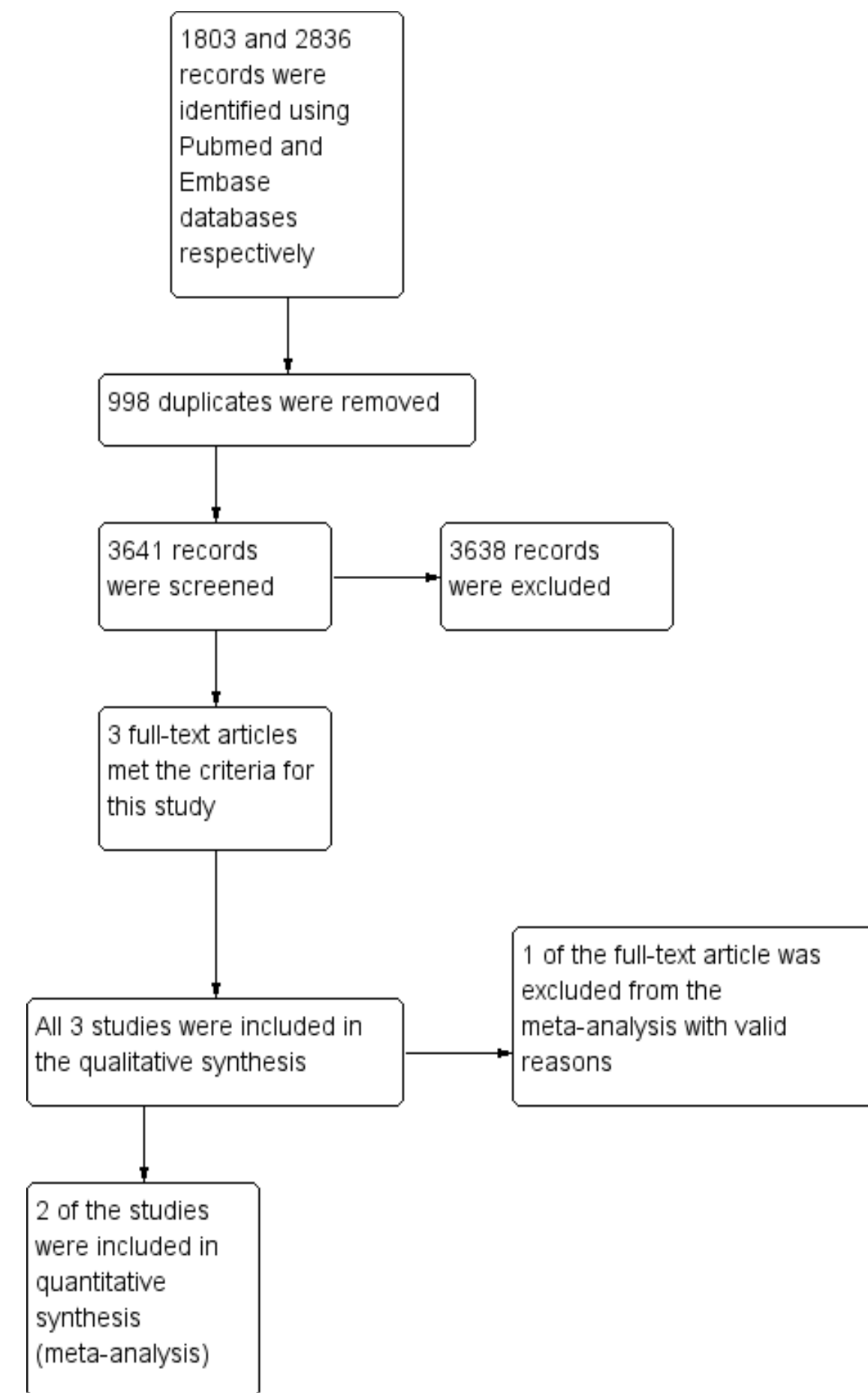


Figure 1 - Flow Diagram of Included Studies

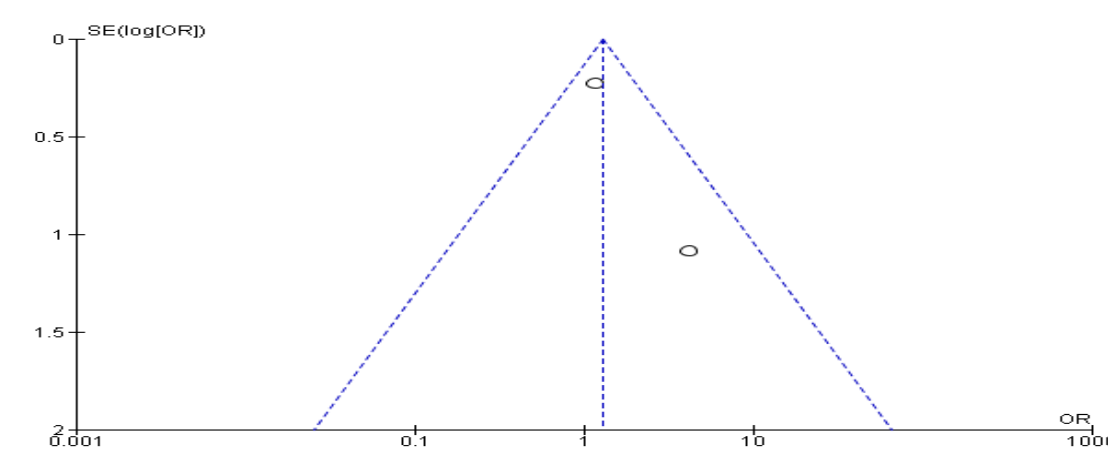


Figure 2 – Funnel plot of included studies

### THE NEWCASTLE - OTTAWA QUALITY ASSESSMENT SCALE TO ACESS RISK OF BIAS IN THE STUDY

Selection Criteria	Comparability Criteria	Outcome Criteria	Studies (Total Score)
Exposed cohort and non-exposed represents community Data was collected from a secure record Outcome of interest was present at the start of the study	Control present	Record present Follow up met outcome All subjects accounted	Wesolek et al. 2018-Met all criteria (Score 8) Ortwine et al. 2019-Met all criteria (Score 8) Cheong et al. 2012-Did not meet all subjects accounted for (Score 7)

Figure 3 - The Newcastle - Ottawa Quality Assessment Scale for included studies

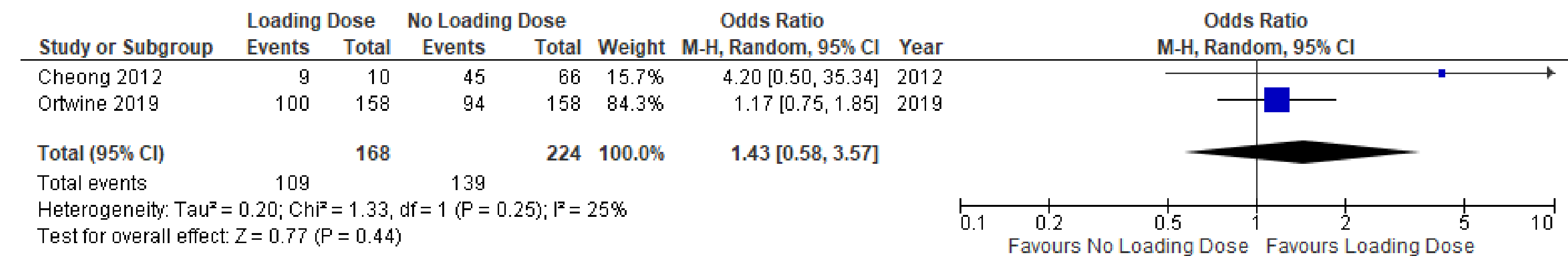


Figure 4- Meta-Analysis of Association between Vancomycin Loading Dose and Clinical Efficacy

## FINDINGS SUMMARIZED:

- 1803 and 2836 studies were extracted from PubMed and Embase databases, respectively.
- 998 duplicates were removed with 3641 studies screened, and 3 full-text articles met the study criteria.
- The Newcastle-Ottawa Quality Assessment Scale was used to assess the quality of non-RCT that met the study criteria, and they all showed a low risk of bias. Additionally, publication bias was not detected in all 3 studies using the funnel plot.
- Two distinct studies were used for meta-analysis.
- Wesolek et al. (2018) was excluded from the meta-analysis since it was a smaller population sample size and this patient population overlapped with that of Ortwine et al. (2019) study.
- Although clinical cure was numerically higher among VLD patients, no statistically significant association was observed in the meta-analysis of the two eligible studies (OR 1.43, 95% CI 0.58-3.57, P=0.44).
- Wesolek et al. (2018) determined that receiving a loading dose led to a median time of SIRS resolution of 67 hours compared to the 109 hours due to early target trough attainment. Additionally, the VLD arm had a mean reduction of 3 days in the length of stay (LOS).
- Ortwine et al. (2019) study contributed 84.3% to the meta-analysis; but had significant limitations such as being retrospective, LD was >20mg/kg.

## Conclusions

- There is a dearth of clinical outcomes data evaluating VLD.
- VLD improves target attainment but at this time, there is little evidence showing improved clinical outcomes.
- The limited observational data identified in this systematic review did not show a significant association between VLD and clinical cure.
- One study indicated VLD may be associated with early improvement of signs and symptoms of infection and reduced length of stay.
- Further study, including a well-designed large randomized control trial, is needed to evaluate the clinical efficacy of VLD.