

FULLY

READY

VANCO READY™

VANCOMYCIN INJECTION, USP

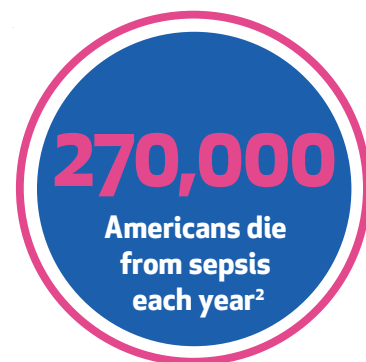

The only Ready-To-Use that's truly ready to infuse



Please see Important Safety Information, including Boxed Warning on back page.

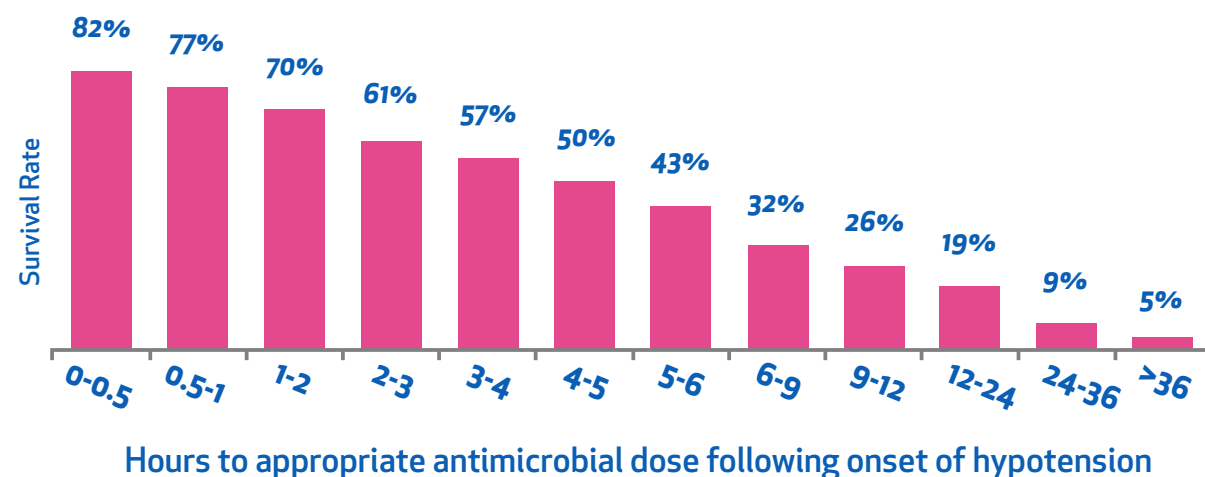
 **xellia**
PHARMACEUTICALS

Sepsis is the leading cause of death in US hospitals¹

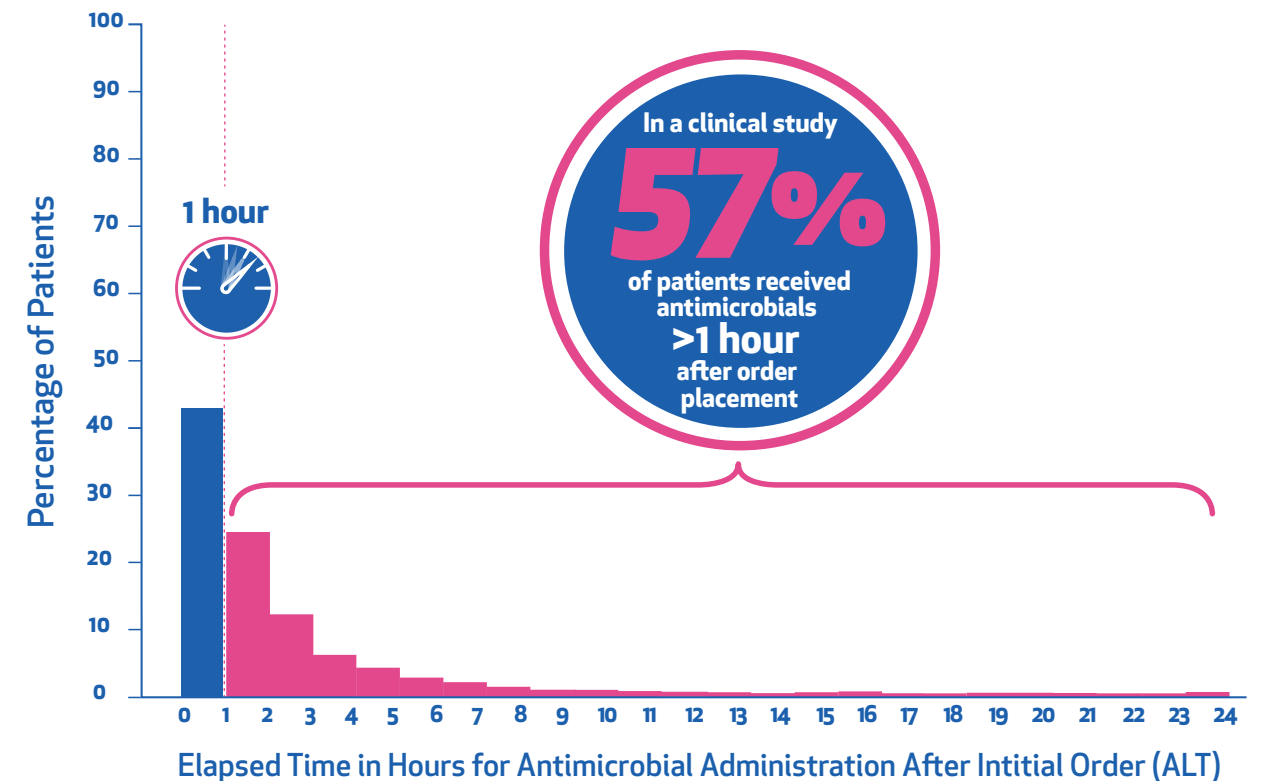


58% The national average of in-hospital patients receiving appropriate care for severe sepsis and septic shock.*³

Death by septic shock increases by a mean of up to 7.6% with each hour of delay⁴



Antimicrobial lead time (ALT) matters^{†5}



This study has also shown:

- Antimicrobial lead time (ALT) had a significant impact on mortality. Increasing ALT demonstrated a progressive increase in adjusted mortality.
- The pharmacy can facilitate decreases in ALT through coordinated preparation and on-unit access of antimicrobials specifically for sepsis.

Surviving Sepsis guidelines call for antibiotics in <1 hour from recognition of sepsis to antibiotic administration.⁶

“ I was lying there dying, waiting for them to get vancomycin on board. VANCO READY™ would have made a big difference. ”

-Tim, Patient and former pharmacist, who suffered from septic shock



*According to CMS guidelines.

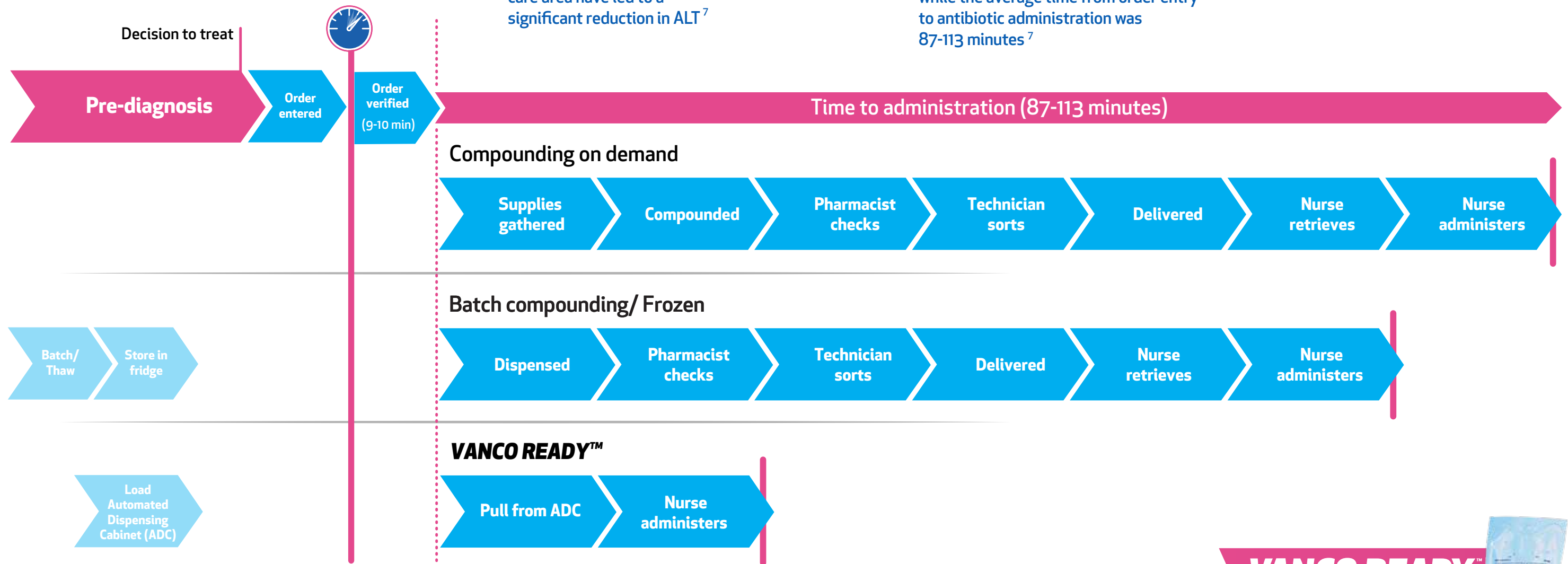
[†]ALT measures the difference in hours, between the first electronic antimicrobial order timestamp and initiation of the administration of the first antimicrobial.

Please see Important Safety Information, including Boxed Warning on back page.

VANCO READY™ can reduce antimicrobial lead time (ALT) in the hospital.⁵

Studies have shown:

- Storage of common antimicrobials in the patient care area have led to a significant reduction in ALT⁷
- Average time from order entry to pharmacist verification is 9-10 minutes while the average time from order entry to antibiotic administration was 87-113 minutes⁷
- Dose availability is among the most common sources of delay in ALT⁷



No thawing, compounding, or activating⁸

- Room temperature stable
- 16-month shelf life in overwrap
- Fits in automated dispensing cabinets

VANCO READY™

VANCOMYCIN INJECTION, USP

READY TO INFUSE



Compounded drugs are associated with increased risk^{9,10}

Compounding errors

1 in 10 Error rate associated with compounding¹¹

Supply and administration issues for 503b facilities

Between 2013 and 2017,* the FDA has

Written over
180
warning letters⁹

Overseen
150
recalls of
compounded drugs⁹

Major compounders are exiting the market¹²

Only VANCO READY™ comes ready to infuse⁸

VANCO READY™ is FDA approved and commercially prepared⁸

- No compounding
- No 503(b) required
- No activation

VANCO READY™
VANCOMYCIN INJECTION, USP
READY TO INFUSE



FDA recommends using a commercially produced, FDA approved product whenever possible.¹³

VANCO READY™ aligns with current guidelines for commercially prepared ready to use^{14,15}

“To the maximum extent possible, **COMMERCIALY-PREPARED**, premixed parenteral products and unit dose syringes are used versus manually compounded sterile products.”
– Institute for Safe Medication Practices (ISMP)

“Whenever possible, medications should be available for inpatient use in unit-of-use and ready-to-administer packaging without further manipulation by the person administering the medication.”
– American Society of Health-System Pharmacists (ASHP)

ISMP, ASHP and The Joint Commission

*According to FDA website.

Please see Important Safety Information, including Boxed Warning on back page.

Existing systems are complex

VANCO READY™ can cover 81% to 99% of your vancomycin needs¹⁷

Not all common doses are covered with currently available systems

	Frozen*	Add-vantage™ w/o adapter™†	Vials‡	VANCO READY™
2 g	Grey	Grey	Grey	Green
1.75 g	Grey	Grey	Grey	Green
1.5g	Grey	Grey	Green	Green
1.25 g	Grey	Grey	Green	Green
1 g	Green	Green	Green	Green
750 mg	Green	Green	Green	Green
500 mg	Green	Green	Green	Green

* Requires thawing † Requires activating ‡ Requires diluent

VANCO READY™ cannot be used in pregnancy⁸

Unique use of excipients in VANCO READY™ formulation

- Allows for 16-month shelf stability at room temperature
- Precludes use in pregnancy

Implementation options will cover the majority of your patients¹⁷:

81%
Males + Females
under 12 & over 60

89%
Males + Females
under 12 & over 50

99%
Males + Females
without documented
pregnancy-related DRG

Successful implementation

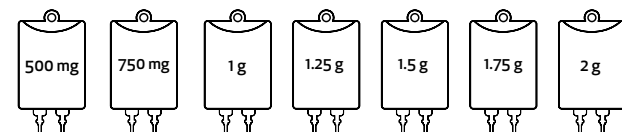
VANCO READY™ is currently being used in over 1,300 institutions in the US¹⁸

“Implementation was easier than expected.”
– Pharmacy Director

“We have been running 6 months with no issues.”
– Clinical Pharmacist

“We give it to men, women outside childbearing ages and women of child-bearing age post-negative pregnancy test.”
– Pharmacy Director

Save pharmacy tech time by using VANCO READY™¹⁶



VANCO READY™ comes in all popular doses

Closed system with reduced process variability

Implementation guides and strategies for your EMR and ADMs are available:
EPIC • CERNER • MEDITECH

Please see Important Safety Information, including Boxed Warning on back page.

Are you ready to...

Sepsis is the leading cause of death in US hospitals¹

Compounded drugs are associated with increased risk^{9,10}

Existing systems are complex

Reduce time to first dose^{5,19}

Mitigate risk¹⁴

Standardize vancomycin use

No thawing, compounding, or activating⁸

- Room temperature stable
- 16-month shelf life in overwrap
- Fits in automated dispensing cabinets

Choose

VANCO READY™

VANCOMYCIN INJECTION, USP

READY TO INFUSE



HIGHLIGHTS OF PRESCRIBING INFORMATION

THESE HIGHLIGHTS DO NOT INCLUDE ALL THE INFORMATION NEEDED TO USE VANCOMYCIN INJECTION, USP SAFELY AND EFFECTIVELY. SEE FULL PRESCRIBING INFORMATION FOR VANCOMYCIN INJECTION, USP.

VANCOMYCIN INJECTION, FOR INTRAVENOUS USE

INITIAL U.S. APPROVAL: 1958

WARNING: RISK OF EMBRYO-FETAL TOXICITY DUE TO EXCIPIENTS

See full prescribing information for complete boxed warning.

This formulation of Vancomycin Injection, USP is not recommended for use during pregnancy because it contains the excipients polyethylene glycol (PEG 400) and N-acetyl D-alanine (NADA), which caused fetal malformations in animal reproduction studies. If use of vancomycin is needed during pregnancy, use other available formulations of vancomycin. (5.1, 8.1)

INDICATIONS AND USAGE

Vancomycin Injection, USP is a glycopeptide antibacterial indicated in adult and pediatric patients (1 month and older) for the treatment of:

- Septicemia (1.1)
- Infective Endocarditis (1.2)
- Skin and Skin Structure Infections (1.3)
- Bone Infections (1.4)
- Lower Respiratory Tract Infections (1.5)

To reduce the development of drug-resistant bacteria and maintain the effectiveness of Vancomycin Injection, USP and other antibacterial drugs, Vancomycin Injection, USP should be used only to treat or prevent infections that are proven or strongly suspected to be caused by susceptible bacteria. (1.6)

DOSAGE AND ADMINISTRATION

- Use this formulation of Vancomycin Injection, USP only in patients who require the entire (500 mg, 750 mg, 1 g, 1.25 g, 1.5 g, 1.75 g or 2 g) dose and not any fraction thereof. (2.1)
- For intravenous use only. Do Not administer orally.
- Administer Vancomycin Injection, USP by intravenous infusion over 60 minutes or greater to reduce the risk of infusion reactions (2.1)
- Adult Patients: 2 g divided either as 0.5 grams (g) every 6 hours or 1 g every 12 hours (2.2)
- Pediatric Patients (1 Month and Older): 10 mg/kg per dose given every 6 hours (2.3)
- Patients with Renal Impairment: See full prescribing information for recommended doses in patients with renal impairment (2.4)
- See full prescribing information for further important administration and preparation instructions (2.1, 2.5)

DOSAGE FORMS AND STRENGTHS

Vancomycin Injection, USP. Single-dose flexible bags containing 500 mg vancomycin in 100 mL, 750 mg vancomycin in 150 mL, 1 g vancomycin in 200 mL, 1.25 g vancomycin in 250 mL, 1.5 g vancomycin in 300 mL, 1.75 g vancomycin in 350 mL and 2 g vancomycin in 400 mL of liquid. (3)

CONTRAINDICATIONS

Hypersensitivity to vancomycin (4)

WARNINGS AND PRECAUTIONS

- **Infusion Reactions:** Hypotension, including shock and cardiac arrest, wheezing, dyspnea, urticaria, muscular and chest pain and "red man syndrome" which manifests as pruritus and erythema that involves the face, neck and upper torso may occur with rapid intravenous administration. To reduce the risk of infusion reactions, administer Vancomycin Injection, USP over a period of 60 minutes or greater and also prior to intravenous anesthetic agents. (2.1, 5.2)
- **Nephrotoxicity:** Systemic vancomycin exposure may result in acute kidney injury (AKI) including acute renal failure, mainly due to interstitial nephritis or less commonly acute tubular necrosis. Monitor serum vancomycin concentrations and renal function. (5.3)

• **Ototoxicity:** Ototoxicity has occurred in patients receiving vancomycin. Monitor for signs and symptoms of ototoxicity during therapy. Monitor serum vancomycin concentrations and renal function. Assessment of auditory function may be appropriate in some instances. (5.4)

• **Clostridium Difficile-Associated Diarrhea:** Evaluate patients if diarrhea occurs. (5.5)

• **Neutropenia:** Periodically monitor leukocyte count. (5.7)

• **Phlebitis:** To reduce the risk of local irritation and phlebitis administer Vancomycin Injection, USP by a secure intravenous route of administration. (5.8)

• **Development of Drug-Resistant Bacteria:** Prescribing Vanco-mycin Injection, USP in the absence of a proven or strongly suspected bacterial infection is unlikely to provide benefit to the patient and increases the risk of the development of drug resistant bacteria. (5.9) **ADVERSE REACTIONS**

The common adverse reactions are anaphylaxis, "red man syndrome", acute kidney injury, hearing loss, neutropenia. (6.1)

To report SUSPECTED ADVERSE REACTIONS, contact Xellia Pharmaceuticals USA, LLC at 1-833-295-6953 or FDA at 1-800-FDA-1088 or www.fda.gov/medwatch.

DRUG INTERACTIONS

- Anesthetic Agents: Concomitant administration of vancomycin and anesthetic agents has been associated with erythema and histamine-like flushing. (2.1, 7.1)
- Piperacillin/Tazobactam: Increased incidence of acute kidney injury in patients receiving concomitant piperacillin/tazobactam and vancomycin as compared to vancomycin alone. Monitor kidney function in patients. (7.2)

References:

1. Liu V, Escobar GJ, Greene JD, et al. Hospital deaths in patients with sepsis from 2 independent cohorts. *JAMA*. 2014;312(1):90-92. 2. Rhee C, Dantes R, Epstein L, et al. Incidence and trends of sepsis in US hospitals using clinical vs claims data, 2009-2014. *JAMA*. 2017;318(13):1241-1249. 3. <https://www.medicare.gov/hospitalcompare/search.html> 4. Kumar A, Roberts D, Wood KE, et al. Duration of hypotension before initiation of effective antimicrobial therapy is the critical determinant of survival in human septic shock. *Crit Care Med*. 2006;34(6):1589-1596. 5. Kashiouris MG, Zemore Z, Kimball Z, et al. Supply chain delays in antimicrobial administration after the initial clinician order and mortality in patients with sepsis. *J Clin Invest*. 2019;47(10):1388-1395. 6. Weiss SL, Peters MJ, Alhazzani W, et al. Surviving sepsis campaign international guidelines for the management of septic shock and sepsis-associated organ dysfunction in children. *Pediatr. Crit. Care Med*. 2020;21(2):52-106. 7. Carroll D, Popa A, Hejal R, et al. 1601: Evaluation of timing of first-dose antibiotic administration in patients with sepsis or septic shock. *Crit Care Med*. 2019;47(1):776. 8. VANCO READY. Prescribing information. Xellia Pharmaceuticals; 2020. 9. 2018 compounding policy priorities plan: US Food and Drug Administration website. <https://www.fda.gov/drugs/human-drug-compounding/2018-compounding-policy-priorities-plan>. Published January 2018. Accessed February 17, 2020. 10. Compounding risk alerts. US Food and Drug Administration website. <https://www.fda.gov/drugs/human-drug-compounding/compounding-risk-alerts>. Updated June 7, 2019. Accessed February 17, 2020. 11. Flynn EA, Pearson RE, Barker KN. Observational study of accuracy in compounding i.v. admixtures at five hospitals. *Am J Health Syst Pharm*. 1997;54:904-912. 12. Kellaher C. Amerisource-Bergen shuttering compounding unit PharmMedium. *The Wall Street Journal* website. <https://www.wsj.com/articles/amerisource-bergen-shuttering-compounding-unit-pharmmedium-11580411197>. January 30, 2020. Accessed February 26, 2020. 13. Compounded drug products that are essentially copies of a commercially available drug product under section 503A of the Federal Food, Drug, and Cosmetic Act guidance for industry, US Food and Drug Administration website. <https://www.fda.gov/regulatory-information/search-fda-guidance-documents/compounded-drug-products-are-essentially-copies-commercially-available-drug-product-under-section>. Published January 2018. Accessed February 17, 2020. 14. Institute for Safe Medication Practices. ISMP guidelines for safe preparation of compounded sterile preparations. [https://www.ismp.org/sites/default/files/attachments/2017-11/Guidelines for Safe Preparation of Compounded Sterile Preparations revised 2016.pdf](https://www.ismp.org/sites/default/files/attachments/2017-11/Guidelines%20for%20Safe%20Preparation%20of%20Compounded%20Sterile%20Preparations%20revised%202016.pdf). Published 2013. Updated 2016. 15. Billstein-Leber M, Carrillo CJD, Cassano AT, et al. ASHP guidelines on preventing medication errors in hospitals. *Am J Health-Syst Pharm*. 2018;75(19):1493-1517. 16. Fanikos J, Erickson A, Munz KE, et al. Observations on the use of ready-to-use and point-of-care activated parenteral products in automated dispensing cabinets in US hospitals. *Am J Health Syst Pharm*. 2007;64(19):2037-2043. 17. IQVIA. IV vancomycin hospital market sizing analysis. December 2019. 18. Data on file. Xellia Pharmaceuticals. 19. Kufel WD, Seabury RW, Meola GM, et al. Impact of premix antimicrobial preparation and time to administration in septic patients. *CJEM*. 2018;20(4):565-571.

VANCO READY is a trademark of Xellia Pharmaceuticals. ADD-Vantage and ADDapter are trademarks of Hospira, Inc., a Pfizer company. All other trademarks referenced herein are the property of their respective owners.

© Xellia Pharmaceuticals 2020.
A company owned by Nova Holdings A/S.
XEL-84



HIGHLIGHTS OF PRESCRIBING INFORMATION

These highlights do not include all the information needed to use VANCOMYCIN INJECTION, USP safely and effectively. See full prescribing information for VANCOMYCIN INJECTION, USP.

VANCOMYCIN injection, for intravenous use
Initial U.S. Approval: 1958

WARNING: RISK OF EMBRYO-FETAL TOXICITY DUE TO EXCIPIENTS

See full prescribing information for complete boxed warning.

This formulation of Vancomycin Injection, USP is not recommended for use during pregnancy because it contains the excipients polyethylene glycol (PEG 400) and N-acetyl D-alanine (NADA), which caused fetal malformations in animal reproduction studies. If use of vancomycin is needed during pregnancy, use other available formulations of vancomycin. (5.1, 8.1)

INDICATIONS AND USAGE

Vancomycin Injection, USP is a glycopeptide antibacterial indicated in adult and pediatric patients (1 month and older) for the treatment of:

- Septicemia (1.1)
- Infective Endocarditis (1.2)
- Skin and Skin Structure Infections (1.3)
- Bone Infections (1.4)
- Lower Respiratory Tract Infections (1.5)

To reduce the development of drug-resistant bacteria and maintain the effectiveness of Vancomycin Injection, USP and other antibacterial drugs, Vancomycin Injection, USP should be used only to treat or prevent infections that are proven or strongly suspected to be caused by susceptible bacteria. (1.6)

DOSAGE AND ADMINISTRATION

- Use this formulation of Vancomycin Injection, USP only in patients who require the entire (500 mg, 750 mg, 1 g, 1.25 g, 1.5 g, 1.75 g or 2 g) dose and not any fraction thereof. (2.1)
- For intravenous use only. Do **Not** administer orally.
- Administer Vancomycin Injection, USP by intravenous infusion over 60 minutes or greater to reduce the risk of infusion reactions (2.1)
- **Adult Patients:** 2 g divided either as 0.5 grams (g) every 6 hours or 1 g every 12 hours (2.2)
- **Pediatric Patients (1 Month and Older):** 10 mg/kg per dose given every 6 hours (2.3)
- **Patients with Renal Impairment:** See full prescribing information for recommended doses in patients with renal impairment (2.4)

• See full prescribing information for further important administration and preparation instructions (2.1, 2.5)

DOSAGE FORMS AND STRENGTHS

Vancomycin Injection, USP: Single-dose flexible bags containing 500 mg vancomycin in 100 mL, 750 mg vancomycin in 150 mL, 1 g vancomycin in 200 mL, 1.25 g vancomycin in 250 mL, 1.5 g vancomycin

in 300 mL, 1.75 g vancomycin in 350 mL and 2 g vancomycin in 400 mL of liquid. (3)

CONTRAINDICATIONS

Hypersensitivity to vancomycin (4)

WARNINGS AND PRECAUTIONS

- **Infusion Reactions:** Hypotension, including shock and cardiac arrest, wheezing, dyspnea, urticaria, muscular and chest pain and "red man syndrome" which manifests as pruritus and erythema that involves the face, neck and upper torso may occur with rapid intravenous administration. To reduce the risk of infusion reactions, administer Vancomycin Injection, USP over a period of 60 minutes or greater and also prior to intravenous anesthetic agents. (2.1, 5.2)
- **Nephrotoxicity:** Systemic vancomycin exposure may result in acute kidney injury (AKI) including acute renal failure, mainly due to interstitial nephritis or less commonly acute tubular necrosis. Monitor serum vancomycin concentrations and renal function. (5.3)
- **Ototoxicity:** Ototoxicity has occurred in patients receiving vancomycin. Monitor for signs and symptoms of ototoxicity during therapy. Monitor serum vancomycin concentrations and renal function. Assessment of auditory function may be appropriate in some instances. (5.4)
- **Clostridium Difficile-Associated Diarrhea:** Evaluate patients if diarrhea occurs. (5.5)
- **Neutropenia:** Periodically monitor leukocyte count. (5.7)
- **Phlebitis:** To reduce the risk of local irritation and phlebitis administer Vancomycin Injection, USP by a secure intravenous route of administration. (5.8)
- **Development of Drug-Resistant Bacteria:** Prescribing Vancomycin Injection, USP in the absence of a proven or strongly suspected bacterial infection is unlikely to provide benefit to the patient and increases the risk of the development of drug resistant bacteria. (5.9)

ADVERSE REACTIONS

The common adverse reactions are anaphylaxis, "red man syndrome", acute kidney injury, hearing loss, neutropenia. (6.1) **To report SUSPECTED ADVERSE REACTIONS, contact Xellia Pharmaceuticals USA, LLC at 1-833-295-6953 or FDA at 1-800-FDA-1088 or www.fda.gov/medwatch.**

DRUGS INTERACTIONS

- **Anesthetic Agents:** Concomitant administration of vancomycin and anesthetic agents has been associated with erythema and histamine-like flushing. (2.1, 7.1)
- **Piperacillin/Tazobactam:** Increased incidence of acute kidney injury in patients receiving concomitant piperacillin/tazobactam and vancomycin as compared to vancomycin alone. Monitor kidney function in patients. (7.2)

See 17 for PATIENT COUNSELING INFORMATION.

Revised: 1/2020

6 ADVERSE REACTIONS

- 6.1 Clinical Trials Experience
- 6.2 Postmarketing Experience

7 DRUG INTERACTIONS

- 7.1 Anesthetic Agents
- 7.2 Piperacillin-Tazobactam
- 7.3 Ototoxic and/or Nephrotoxic Drugs

8 USE IN SPECIFIC POPULATIONS

- 8.1 Pregnancy
- 8.2 Lactation
- 8.3 Females and Males of Reproductive Potential
- 8.4 Pediatric Use
- 8.5 Geriatric Use

10 OVERDOSAGE

11 DESCRIPTION

12 CLINICAL PHARMACOLOGY

- 12.1 Mechanism of Action
- 12.2 Pharmacodynamics
- 12.3 Pharmacokinetics
- 12.4 Microbiology

13 NONCLINICAL TOXICOLOGY

- 13.1 Carcinogenesis, Mutagenesis, Impairment of Fertility
- 13.2 Animal Toxicology and/or Pharmacology

15 REFERENCES

16 HOW SUPPLIED/STORAGE AND HANDLING

- 16.1 How Supplied
- 16.2 Storage

17 PATIENT COUNSELING INFORMATION

*Sections or subsections omitted from the full prescribing information are not listed.

1.3 Skin and Skin Structure Infections

Vancomycin Injection, USP is indicated in adults and pediatric patients (1 month and older) for the treatment of skin and skin structure infections due to:

- Susceptible isolates of MRSA and coagulase negative staphylococci.
- Methicillin-susceptible staphylococci in penicillin-allergic patients, or those patients who cannot receive or who have failed to respond to other drugs, including penicillins or cephalosporins.

1.4 Bone Infections

Vancomycin Injection, USP is indicated in adults and pediatric patients (1 month and older) for the treatment of bone infections due to:

- Susceptible isolates of MRSA and coagulase negative staphylococci.
- Methicillin-susceptible staphylococci in penicillin-allergic patients, or those patients who cannot receive or who have failed to respond to other drugs, including penicillins or cephalosporins.

1.5 Lower Respiratory Tract Infections

Vancomycin Injection, USP is indicated in adults and pediatric patients (1 month and older) for the treatment of lower respiratory tract infections due to:

- Susceptible isolates of MRSA
- Methicillin-susceptible staphylococci in penicillin-allergic patients, or those patients who cannot receive or who have failed to respond to other drugs, including penicillins or cephalosporins.

1.6 Usage

To reduce the development of drug-resistant bacteria and maintain the effectiveness of Vancomycin Injection, USP and other antibacterial drugs, Vancomycin Injection, USP should be used only to treat or prevent infections that are proven or strongly suspected to be caused by susceptible bacteria. When culture and susceptibility information are available, they should be considered in selecting or modifying antibacterial therapy. In the absence of such data, local epidemiology and susceptibility patterns may contribute to the empiric selection of therapy.

2 DOSAGE AND ADMINISTRATION

2.1 Important Administration Instructions

Use this formulation of Vancomycin Injection, USP only in patients who require the entire (500 mg, 750 mg, 1 g, 1.25 g, 1.5 g, 1.75 g or 2 g) dose and not any fraction thereof.

Vancomycin Injection, USP in transparent single-dose flexible bags are intended for intravenous use only. Do **NOT** administer orally.

To reduce the risk of infusion related adverse reactions, administer Vancomycin Injection, USP by intravenous infusion over 60 minutes or greater [see *Warnings and Precautions* (5.2) and *Adverse Reactions* (6.1)]. An infusion rate of 10 mg/min or less is associated with fewer infusion-related events [see *Warnings and Precautions* (5.2)]. Infusion related events may occur, however, at any rate or concentration.

Drug additives should not be made to this solution.

Vancomycin Injection, USP concentrations of no more than 5 mg/mL are recommended in adults [see *Dosage and Administration* (2.2)]. See also age-specific recommendations [see *Dosage and Administration* (2.3)].

Administer Vancomycin Injection, USP prior to intravenous anesthetic agents to reduce the risk of infusion related adverse reactions [see *Warnings and Precautions* (5.2)].

Administer Vancomycin Injection, USP by a secure intravenous route of administration to avoid local irritation and phlebitis reactions [see *Warnings and Precautions* (5.8)].

2.2 Dosage in Adult Patients with Normal Renal Function

The usual daily intravenous dose is 2 g divided either as 500 mg every 6 hours or 1 g every 12 hours. Administer each dose by intravenous infusion over a period of 60 minutes or greater. Other patient factors, such as age or obesity, may call for modification of the usual intravenous daily dose. The initial daily dose should be no less than 15 mg/kg.

2.3 Dosage in Pediatric Patients (1 Month and Older) with Normal Renal Function

Use this formulation of Vancomycin Injection, USP only in pediatric patients (1 month and older) who require the entire dose (500 mg, 750 mg, 1 g, 1.25 g, 1.5 g, 1.75 g or 2 g) of this single-dose flexible bag and not any fraction of it [see *Dosage Forms and Strengths* (3)].

The usual intravenous dosage of vancomycin is 10 mg/kg per dose given every 6 hours. Each dose should be administered over a period of at least 60 minutes. Close monitoring of serum concentrations of vancomycin may be warranted in these patients.

2.4 Dosage in Patients with Renal Impairment

Dosage adjustment must be made in patients with renal impairment. The initial dose should be no less than 15 mg/kg in patients with any degree of renal impairment.

In the elderly, greater dosage reductions than expected may be necessary because of decreased renal function. Measure trough vancomycin serum concentrations to guide therapy, especially in seriously ill patients with changing renal function.

For functionally anephric patients, an initial dose of 15 mg/kg of body weight should be given to achieve prompt therapeutic serum concentration. A dose of 1.9 mg/kg/24 h should be given after the initial dose of 15 mg/kg.

2.5 Directions for Use of Vancomycin Injection, USP and Storage Instructions

Vancomycin Injection, USP, in transparent single-dose flexible bag is for intravenous administration only.

Vancomycin Injection, USP is room temperature stable, ready-to-use drug product.

Preparation for Intravenous Administration:

1. Remove the flexible bag from aluminum overpouch.
2. Check for minute leaks by squeezing the bag firmly. If leaks are detected, discard solution because sterility may be impaired. Leaks may be more readily detected by wrapping the bag with blotting paper or a tissue before squeezing.
3. Do not add supplemental medication.
4. Visually inspect the flexible bag. If the outlet port protector is damaged, detached, or not present, discard the flexible bag as solution path sterility may be impaired. If after visual inspection the solution is cloudy or if an insoluble precipitate is noted or if any seals are not intact, the flexible bag should be discarded.
5. The solution in the flexible bag remains chemically stable for 28 days at room temperature (up to 25°C/77°F) after removal from the aluminum overpouch. Discard unused drug.
6. Suspend the flexible bag from eyelet support.
7. Remove protector from outlet port at bottom of flexible bag.
8. Attach administration set. Refer to complete directions accompanying set.
9. Use sterile equipment.

Do **NOT** use flexible bags in series connections. Such use could result in an embolism due to residual air being drawn from the primary container before administration of the fluid from the secondary container is complete.

2.6 Incompatibilities for Intravenous Use

Vancomycin solution has a low pH and may cause chemical or physical instability when it is mixed with other compounds. Mixtures of solutions of vancomycin and beta-lactam antibacterial drugs have been shown to be physically incompatible. The likelihood of precipitation increases with higher concentrations of vancomycin. It is recommended to adequately flush the intravenous lines between the administration of these antibacterial drugs.

3 DOSAGE FORMS AND STRENGTHS

Vancomycin Injection, USP is a ready to use clear, colorless to light brown solution in single-dose flexible bags containing 500 mg vancomycin in 100 mL, 750 mg vancomycin in 150 mL, 1 g vancomycin in 200 mL, 1.25 g vancomycin in 250 mL, 1.5 g vancomycin in 300 mL, 1.75 g vancomycin in 350 mL and 2 g vancomycin in 400 mL of liquid [see *Description* (11)]. The flexible bags are supplied in sealed aluminum overpouches.

4 CONTRAINDICATIONS

Vancomycin Injection, USP is contraindicated in patients with known hypersensitivity to vancomycin.

5 WARNINGS AND PRECAUTIONS

5.1 Risk of Embryo-Fetal Toxicity Due to PEG 400 and NADA Excipients

This formulation of Vancomycin Injection, USP is not recommended during pregnancy because it contains the excipients PEG 400 and NADA, which caused fetal malformations in animal reproduction studies. The active ingredient vancomycin is not known to be associated with embryo-fetal toxicity [see **BOXED WARNING, Warnings and Precautions** (5.1) and *Use in Specific Populations* (8.1)]. Advise pregnant women of the potential risk to the fetus. If use of vancomycin is needed during pregnancy, use other available formulations of vancomycin.

5.2 Infusion Reactions

Hypotension, including shock and cardiac arrest, wheezing,

dyspnea, urticaria, muscular and chest pain may occur with rapid Vancomycin Injection, USP administration. The reactions may be more severe in younger patients, particularly children, and in patients receiving concomitant muscle relaxant anesthetics.

Rapid intravenous administration of Vancomycin Injection, USP may also be associated with "red man syndrome", which manifests as pruritus and erythema that involves the face, neck and upper torso.

Infusion-related adverse reactions are related to both the concentration and the rate of administration of vancomycin. Infusion-related adverse reactions may occur, however, at any rate or concentration.

Administer Vancomycin Injection, USP over a period of 60 minutes or greater to reduce the risk of infusion-related adverse reactions. In selected patients in need of fluid restriction, a concentration up to 10 mg/mL may be used; use of such higher concentrations may increase the risk of infusion-related adverse reactions. Administer prior to intravenous anesthetic agents when feasible. Stop the infusion if a reaction occurs.

5.3 Nephrotoxicity

Vancomycin Injection, USP can result in acute kidney injury (AKI), including acute renal failure, mainly due to interstitial nephritis or less commonly acute tubular necrosis. AKI is manifested by increasing blood urea nitrogen (BUN) and serum creatinine (Cr). The risk of AKI increases with higher vancomycin serum levels, prolonged exposure, concomitant administration of other nephrotoxic drugs, concomitant administration of piperacillin-tazobactam [see *Drug Interactions* (7.2)], volume depletion, pre-existing renal impairment and in critically ill patients and patients with co-morbid conditions that predispose to renal impairment. Monitor serum vancomycin concentrations and renal function in all patients receiving Vancomycin Injection, USP. More frequent monitoring is recommended in patients with comorbidities that predispose to impairment in renal function or are concomitantly receiving other nephrotoxic drugs, in critically ill patients, in patients with changing renal function, and in patients requiring higher therapeutic vancomycin levels. If acute kidney injury occurs, discontinue Vancomycin Injection, USP or reduce the dose.

5.4 Ototoxicity

Ototoxicity has occurred in patients receiving vancomycin. It may be transient or permanent. Ototoxicity manifests as tinnitus, hearing loss, dizziness or vertigo. The risk is higher in older patients, patients who are receiving higher doses, who have an underlying hearing loss, who are receiving concomitant therapy with another ototoxic agent, such as an aminoglycoside or who have underlying renal impairment. Monitor for signs and symptoms of ototoxicity during therapy. Monitor serum vancomycin concentrations and renal function in all patients receiving parenteral vancomycin. Discontinue Vancomycin Injection, USP if ototoxicity occurs. Dosage of Vancomycin Injection, USP must be adjusted for patients with renal impairment [see *Dosage and Administration* (2.3)]. Serial tests of auditory function may be helpful in order to minimize the risk of ototoxicity.

5.5 Clostridium Difficile-Associated Diarrhea (CDAD)

Clostridium difficile-associated diarrhea (CDAD) has been reported with use of nearly all antibacterial agents, including vancomycin and may range in severity from mild diarrhea to fatal colitis. Treatment with antibacterial agents alters the normal flora of the colon leading to overgrowth of *C. difficile*.

C. difficile produces toxins A and B which contribute to the development of CDAD. Hypertoxin producing strains of *C. difficile* cause increased morbidity and mortality, as these infections can be refractory to antimicrobial therapy and may require colectomy. CDAD must be considered in all patients who present with diarrhea following antibacterial use. Careful medical history is necessary since CDAD has been reported to occur over two months after the administration of antibacterial agents.

If CDAD is suspected or confirmed, ongoing antibacterial use not directed against *C. difficile* may need to be discontinued. Appropriate fluid and electrolyte management, protein supplementation, antibacterial treatment of *C. difficile*, and surgical evaluation should be instituted as clinically indicated.

Clinically significant serum concentrations have been reported in some patients being treated for active *C. difficile*-induced pseudomembranous colitis after multiple oral doses of vancomycin. Prolonged use of Vancomycin Injection, USP may result in the overgrowth of non-susceptible microorganisms. Careful observation of the patient is essential. If superinfection occurs during therapy, appropriate measures should be taken. In rare instances, there have been reports of pseudomembranous colitis due to *C. difficile* developing in patients who received intravenous vancomycin.

5.6 Hemorrhagic Occlusive Retinal Vasculitis (HORV)

Hemorrhagic occlusive retinal vasculitis, including permanent loss of vision, occurred in patients receiving intracameral or intravitreal administration of vancomycin during or after cataract surgery. The safety and efficacy of vancomycin administered by the intracameral or the intravitreal route have not been established by adequate and well-controlled trials. Vancomycin is not indicated for the prophylaxis of endophthalmitis.

5.7 Neutropenia

Reversible neutropenia has been reported in patients receiving vancomycin [see *Adverse Reactions* (6.1)]. Patients who will undergo prolonged therapy with vancomycin or those who are receiving concomitant drugs which may cause neutropenia should have periodic monitoring of the leukocyte count.

5.8 Phlebitis and Other Administration Site Reactions

Inflammation at the site of injection of vancomycin has been reported. Vancomycin is irritating to tissue and must be given by a secure intravenous route of administration to reduce the risk of local irritation and phlebitis. Administration of vancomycin by intramuscular (IM), intraperitoneal, intrathecal (intralumbar or intraventricular), or intravitreal routes has not been approved and is not recommended. The safety and efficacy of vancomycin administered by the intrathecal (intralumbar or intraventricular) route or by the intraperitoneal route have not been established by adequate and well controlled trials.

Pain, tenderness, and necrosis occur with IM injection of vancomycin or with inadvertent extravasation. Thrombophlebitis may occur, the frequency and severity of which can be minimized by slow infusion of the drug and by rotation of venous access sites.

Intraperitoneal administration during continuous ambulatory peritoneal dialysis (CAPD) can result in chemical peritonitis. Manifestations range from cloudy dialysate alone to a cloudy dialysate accompanied by variable degrees of abdominal pain and fever. This syndrome appears to be resolved after discontinuation of intraperitoneal vancomycin.

5.9 Development of Drug-Resistant Bacteria

Prescribing Vancomycin Injection, USP in the absence of a proven or strongly suspected bacterial infection or a prophylactic indication is unlikely to provide benefit to the patient and increases the risk of the development of drug-resistant bacteria.

6 ADVERSE REACTIONS

The following clinically significant adverse reactions are described elsewhere in the labeling:

- Infusion Reactions [see *Warnings and Precautions* (5.2)]
- Nephrotoxicity [see *Warnings and Precautions* (5.3)]
- Ototoxicity [see *Warnings and Precautions* (5.4)]
- Clostridium Difficile*-Associated Diarrhea [see *Warnings and Precautions* (5.5)]
- Hemorrhagic Occlusive Retinal Vasculitis [see *Warnings and Precautions* (5.6)]
- Neutropenia [see *Warnings and Precautions* (5.7)]

6.1 Clinical Trials Experience

Because clinical trials are conducted under widely varying conditions, adverse reaction rates observed in the clinical trials of a drug cannot be directly compared to rates in the clinical trials of another drug and may not reflect the rates observed in practice.

The following adverse reactions associated with the use of vancomycin were identified in clinical trials:

Immune system disorders: Hypersensitivity reactions including anaphylaxis and "red man syndrome" [see *Warnings and Precautions* (5.2)]

Skin and subcutaneous tissue disorders: Erythema (especially of the face, neck and upper torso) and pruritus which are manifestations of rashes including exfoliative dermatitis, linear IgA bullous dermatosis, Stevens-Johnson syndrome, toxic epidermal necrolysis

Renal and urinary disorders: Acute kidney injury and interstitial nephritis

Ear and Labyrinth Disorders: Tinnitus, hearing loss, vertigo
Blood and Lymphatic System Disorders: Agranulocytosis, neutropenia, pancytopenia, leukopenia, thrombocytopenia, eosinophilia

Gastrointestinal Disorders: Pseudomembranous colitis [see *Warnings and Precautions* (5.5)]

Cardiac Disorders: Cardiac arrest, chest pain

General Disorders and Administration Site Conditions: General discomfort, fever, chills, phlebitis, injection site irritation, injection site pain and necrosis following intramuscular injection, chemical peritonitis following intraperitoneal administration (Vancomycin Injection, USP is not approved for intramuscular and intraperitoneal administration) [see *Warnings and Precautions* (5.8)]

Laboratory Abnormalities: Elevated blood urea nitrogen, elevated serum creatinine

Musculoskeletal and connective tissue disorders: Muscle pain

Nervous system disorders: Dizziness

Respiratory, thoracic and mediastinal disorders: Wheezing, dyspnea

Vascular disorders: Hypotension, shock, vasculitis

6.2 Postmarketing Experience

The following adverse reactions have been identified during postmarketing use of vancomycin. Because these reactions are reported voluntarily from a population of uncertain size, it is not possible to reliably estimate their frequency or establish a causal relationship to drug exposure.

Skin and Subcutaneous Tissue Disorders: Drug Rash with Eosinophilia and Systemic Symptoms (DRESS)

7 DRUG INTERACTIONS

7.1 Anesthetic Agents

Concomitant administration of vancomycin and anesthetic agents has been associated with erythema and histamine-like flushing [see *Warnings and Precautions* (5.2) and *Use in Specific Populations* (8.4)].

7.2 Piperacillin-Tazobactam

Studies have detected an increased incidence of acute kidney injury in patients administered concomitant piperacillin/tazobactam and vancomycin as compared to vancomycin alone. Monitor kidney function in patients receiving concomitant piperacillin/tazobactam and vancomycin. No pharmacokinetic interactions have been noted between piperacillin/tazobactam and vancomycin.

7.3 Ototoxic and/or Nephrotoxic Drugs

Concurrent and/or sequential systemic or topical use of other potentially neurotoxic and/or nephrotoxic drugs requires more frequent monitoring of renal function.

8 USE IN SPECIFIC POPULATIONS

8.1 Pregnancy

Risk Summary

This formulation of Vancomycin Injection, USP is not recommended for use during pregnancy because it contains the excipients, PEG 400 and NADA, which caused fetal malformations in animal reproduction studies (*see Data*). Advise pregnant women of the potential risk to the fetus. If therapy with vancomycin is needed during pregnancy, use other available formulations of vancomycin.

There are no available data on vancomycin use in pregnant women to inform a drug-associated risk of major birth defects or miscarriage. Available published data on vancomycin use in pregnancy during the second and third trimesters have not shown an association with adverse pregnancy related outcomes (*see Data*). There are no available data on first trimester use of vancomycin, including vancomycin with the excipients PEG 400 and NADA, in pregnant women to assess the risk of major birth defects or miscarriage. Vancomycin alone did not show adverse developmental effects when administered intravenously to pregnant rats and rabbits during organogenesis at doses less than or equal to the recommended maximum human dose based on body surface area.

Reproduction studies in rabbits with intravenous doses of PEG 400 at approximately 5 times the maximum daily human dose based on body surface area comparisons administered during organogenesis resulted in fetal spinal malformations. Reproduction studies in rabbits and rats using intravenous doses of NADA at approximately 6 and 7 times the maximum daily human dose, respectively, based on body surface comparisons resulted in maternal toxicity and fetal spinal and cardiovascular malformations in rabbits, and maternal toxicity with no significant adverse embryo-fetal effects in rats. Vancomycin alone did not show adverse developmental effects when administered intravenously to pregnant rats and rabbits during organogenesis at doses less than or equal to the recommended maximum human dose based on body surface area (*see Data*).

All pregnancies have a background risk of birth defect, loss, or other adverse outcomes. In the U.S. general population, the estimated background risk of major birth defects and miscarriage in clinically recognized pregnancies is 2 to 4% and 15 to 20%, respectively.

Data

Human Data

There are no available data on first trimester use of vancomycin, including vancomycin with the excipients PEG 400 and NADA, in pregnant women to assess a risk of major birth defects or miscarriage.

A published study evaluated hearing loss and nephrotoxicity in infants of 10 pregnant intravenous drug users treated with

vancomycin (formulation did not include the excipients PEG 400 and NADA) for suspected or documented methicillin-resistant *Staphylococcus aureus* in the second or third trimester. The comparison groups were 10 uninfected non-intravenous drug-dependent patients, and 10 uninfected intravenous drug-dependent patients who served as substance abuse controls. No infant in the vancomycin exposed group had abnormal sensorineural hearing at 3 months of age or nephrotoxicity.

A published prospective study assessed outcomes in 55 pregnant women with a positive Group B streptococcus (GBS) culture and a high-risk penicillin allergy with resistance to clindamycin or unknown sensitivity who were administered vancomycin (formulation did not include the excipients PEG 400 and NADA) at the time of delivery. Vancomycin dosing ranged from the standard 1 g intravenously every 12 hours to 20 mg/kg intravenous every 8 hours (maximum individual dose 2 g). No major adverse reactions were recorded either in the mothers or their newborns. None of the newborns had sensorineural hearing loss. Neonatal renal function was not examined, but all of the newborns were discharged in good condition.

Animal Data

Vancomycin did not cause fetal malformations when administered during organogenesis to pregnant rats (gestation days 6 to 15) and rabbits (gestation days 6 to 18) at the equivalent recommended maximum human dose (based on body surface area comparisons) of 200 mg/kg/day IV to rats or 120 mg/kg/day IV to rabbits. No effects on fetal weight or development were seen in rats at the highest dose tested or in rabbits given 80 mg/kg/day (approximately 1 and 0.8 times the recommended maximum human dose based on body surface area, respectively). Maternal toxicity was observed in rats (at doses 120 mg/kg and above) and rabbits (at 80 mg/kg and above).

Animal reproduction studies conducted in rabbits administered intravenous PEG 400 at 2000 mg/kg (approximately 5 times the maximum daily human dose, based on body surface comparisons) during organogenesis (gestation days 6 to 19) resulted in fetal scoliosis (thoracic and lumbar) and increased incidence of delayed or incomplete ossification of the pubes, epiphyses, and talus bones. No maternal toxicity was observed up to the maximum dose tested.

Similarly, in animal reproduction studies conducted in pregnant rabbits (gestation days 6 to 19) and pregnant rats (gestation days 6 to 17) administered intravenous NADA at 1680 and 3780 mg/kg, respectively (approximately 6 and 7 times the maximum daily human dose, respectively, based on body surface area comparisons) resulted in fetal scoliosis and a spectrum of rare cardiovascular anomalies in rabbits and no adverse effects on fetuses in rats. Increased incidence of delayed or incomplete ossifications of the metacarpals/metatarsals/phalanges and increased ossification (fused jugal/maxilla bones) were observed in rabbits at 1680 mg/kg. Minor fetal skeletal abnormalities were observed in rats at 3780 mg/kg which was also associated with maternal toxicity including increased incidence of litter loss.

No animal studies have been conducted to evaluate the potential reproductive and embryo-fetal effects of Vancomycin Injection, USP.

8.2 Lactation

Risk Summary

There are insufficient data to inform the levels of vancomycin in human milk. There are no data on the effects of vancomycin on the breastfed infant or milk production. The developmental and health benefits of breastfeeding should be considered along with the mother's clinical need for vancomycin and any potential adverse effects on the breastfed infant from vancomycin or from the underlying maternal condition.

8.3 Females and Males of Reproductive Potential

Pregnancy Testing

Perform a pregnancy test in females of reproductive potential prior to prescribing this formulation of vancomycin [see *Warnings and Precautions* (5.1) and *Use in Specific Populations* (8.1)].

8.4 Pediatric Use

Vancomycin Injection, USP is indicated in pediatric patients (1 month and older) [see *Indications and Usage* (1.1 to 1.5) and *Dosage and Administration* (2.2)]. In pediatric patients, monitor vancomycin serum concentration and renal function when administering Vancomycin Injection, USP [see *Dosage and Administration* (2.2, 2.3) and *Warnings and Precautions* (5.3)]. More severe infusion related reactions related to vancomycin administration may occur in pediatric patients. Concomitant administration of vancomycin and intravenous anesthetic agents has been associated with erythema and histamine-like flushing in all patients including pediatric patients [see *Warnings and Precautions* (5.2)].

8.5 Geriatric Use

Vancomycin is known to be substantially excreted by the kidney, and the risk of adverse reactions to this drug may be greater in patients with impaired renal function. Because elderly patients are more likely to have decreased renal function, care should be taken in dose selection [see *Dosage and Administration* (2.2)], and it may be useful to monitor renal function [see *Warnings and Precautions* (5.3)].

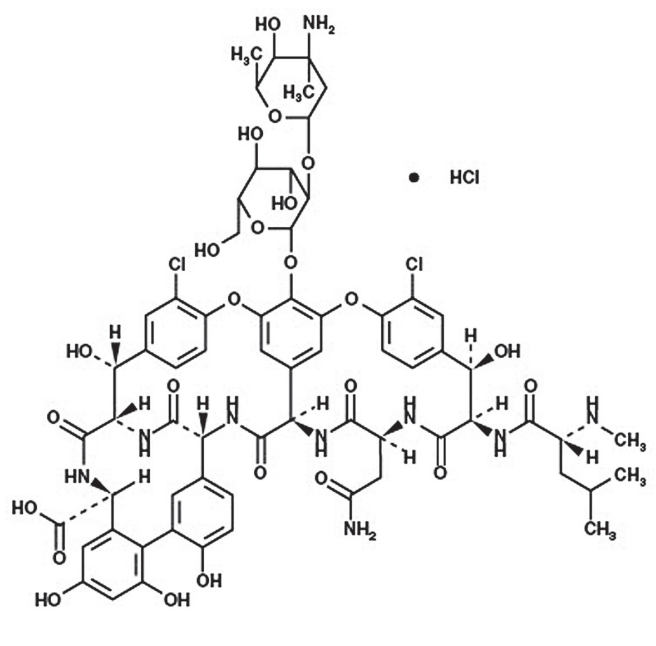
10 OVERDOSAGE

Supportive care is advised, with maintenance of glomerular filtration. Vancomycin is poorly removed by dialysis. Hemofiltration and hemoperfusion with polysulfone resin have been reported to result in increased vancomycin clearance.

For current information on the management of overdose, contact the National Poison Control Center at 1-800-222-1222 or www.poisn.org.

11 DESCRIPTION

Vancomycin Injection, USP, in single-dose flexible bags contain vancomycin as vancomycin hydrochloride. It is a tricyclic glycopeptide antibacterial drug derived from *Amycolatopsis orientalis* (formerly *Nocardia orientalis*). The molecular formula is C₆₆H₇₀Cl₂N₉O₂₄•HCl and the molecular weight is 1,485.71. The chemical name is (Sa)-(3S,6R,7R,22R,23S,26S,36R,38aR)-44-{{[2-O-(3-amino-2,3,6-trideoxy-3-C-methyl-α-L-lyxo-hexopyranosyl)-β-D-glucopyranosyl]-oxy}-3-(carbamoylmet-hyl)-10,19-dichloro-2,3,4,5,6,7,23,24,25,26,36,37,38,38a-tetradecahydro-7,22,28,30,32-pentahydroxy-6-[(2R)-4-methyl-2-(methylamino]valeramido]-2,5,24,38,39-pentaoxo-22H-8,11:18,21-ditheno-23,36(iminometha-no)-13,16:31,35-dimetheno-1H,16H-[1,6,9]-oxadiazacyclohexadecino-[4,5-m][10,2,16]-benzoxa-diazacyclotetracosine-26-carboxylic acid, monohydrochloride. Vancomycin hydrochloride has the following structural formula:



Vancomycin Injection, USP, in single-dose flexible bags are sterile, nonpyrogenic premixed 100 mL, 150 mL, 200 mL, 250 mL, 300 mL, 350 mL or 400 mL solution containing 500 mg, 750 mg, 1 g, 1.25 g, 1.5 g, 1.75 g or 2 g vancomycin, respectively, as vancomycin hydrochloride. Each 100 mL of solution contains 1.8 mL polyethylene glycol 400, 1.36 g N-acetyl-D-alanine, 1.26 g L-lysine hydrochloride (monochloride) in water for injection. Hydrochloric acid and sodium hydroxide are used for pH adjustment. The pH is 4.5 to 5.5 and the osmolality is 350 to 475 mOsmol/L.

12 CLINICAL PHARMACOLOGY

12.1 Mechanism of Action

Vancomycin is an antibacterial drug [see *Microbiology* (12.4)].

12.2 Pharmacodynamics

The pharmacodynamics of vancomycin is unknown.

12.3 Pharmacokinetics

In subjects with normal kidney function, multiple intravenous dosing of 1 g of vancomycin (15 mg/kg) infused over 60 minutes produces mean plasma concentrations of approximately 63 mcg/mL immediately after the completion of infusion, mean plasma concentrations of approximately 23 mcg/mL 2 hours after infusion, and mean plasma concentrations of approximately 8 mcg/mL 11 hours after the end of the infusion. Multiple dosing of 500 mg infused over 30 minutes produces mean plasma concentrations of about 49 mcg/mL at the completion of infusion, mean plasma concentrations of about 19 mcg/mL 2 hours after infusion, and mean plasma concentrations of about 10 mcg/mL 6 hours after infusion. The plasma concentrations during multiple dosing are like those after a single dose.

Distribution

The volume of distribution ranges from 0.3 to 0.43 L/kg after intravenous administration.

Vancomycin is approximately 55% serum protein bound as measured by ultrafiltration at vancomycin serum concentrations of 10 to 100 mcg/mL. After intravenous administration of vancomycin, inhibitory concentrations are present in pleural, pericardial, ascitic, and synovial fluids; in urine; in peritoneal dialysis fluid; and in atrial appendage tissue. Vancomycin does not readily diffuse across normal meninges into the spinal fluid; but, when the meninges are inflamed, penetration into the spinal fluid occurs.

Elimination

Mean plasma clearance is about 0.058 L/kg/h, and mean renal clearance is about 0.048 L/kg/h. The mean elimination half-life of vancomycin from plasma is 4 to 6 hours in subjects with normal renal function. In anephric patients, the mean elimination half-life is 7.5 days. Total body and renal clearance of vancomycin may be reduced in the elderly.

Metabolism

There is no apparent metabolism of the vancomycin.

Excretion

In the first 24 hours after intravenous administration, about 75% of an administered dose of vancomycin is excreted in urine by glomerular filtration. Renal impairment slows excretion of vancomycin.

About 60% of an intraperitoneal dose of vancomycin administered during peritoneal dialysis is absorbed systemically in 6 hours. Serum concentrations of about 10 mcg/mL are achieved by intraperitoneal injection of 30 mg/kg of vancomycin. However, the safety and efficacy of the intraperitoneal use of vancomycin has not been established in adequate and well-controlled trials [see *Warnings and Precautions* (5.7)].

12.4 Microbiology

Mechanism of Action

The bactericidal action of vancomycin results primarily from inhibition of cell-wall biosynthesis. In addition, vancomycin alters bacterial-cell-membrane permeability and RNA synthesis.

Resistance

Vancomycin is not active *in vitro* against gram-negative bacilli, mycobacteria, or fungi. There is no cross-resistance between vancomycin and other antibacterials.

Interaction with Other Antimicrobials

The combination of vancomycin and an aminoglycoside acts synergistically *in vitro* against many isolates of *Staphylococcus aureus*, *Streptococcus gallolyticus* (previously known as *Streptococcus bovis*), *Enterococcus* spp, and the viridans group streptococci.

Antimicrobial Activity

Vancomycin has been shown to be active against most isolates of the following bacteria, both *in vitro* and in clinical infections [see *Indications and Usage* (1)].

Aerobic Gram-Positive Bacteria

Corynebacterium spp.

Enterococcus spp. (including *Enterococcus faecalis*)

Staphylococcus aureus (including methicillin-resistant and methicillin-susceptible isolates)

Coagulase negative staphylococci (including *S.epidermidis* and methicillin-resistant isolates)

Streptococcus gallolyticus (previously known as *Streptococcus bovis*)

Viridans group streptococci

The following *in vitro* data are available, but their clinical significance is unknown.

At least 90 percent of the following bacteria exhibit an *in vitro* minimum inhibitory concentration (MIC) less than or equal to the susceptible breakpoint for vancomycin against isolates of similar genus or organism group. However, the efficacy of vancomycin in treating clinical infections caused by these bacteria has not been established in adequate and well-controlled clinical trials.

Aerobic Gram-Positive Bacteria

Listeria monocytogenes

Streptococcus pyogenes

Streptococcus pneumoniae

Streptococcus agalactiae

Anaerobic Gram-Positive Bacteria

Actinomyces species

Lactobacillus species

Susceptibility Testing

For specific information regarding susceptibility test interpretive criteria and associated test methods and quality control standards recognized by FDA for this drug, please see: https://www.fda.gov/STIC.

13 NONCLINICAL TOXICOLOGY

13.1 Carcinogenesis, Mutagenesis, Impairment of Fertility

Although no long-term studies in animals have been performed to evaluate carcinogenic potential, no mutagenic potential of vancomycin was found in standard laboratory tests. No definitive fertility studies have been performed.

13.2 Animal Toxicology and/or Pharmacology

In animal studies, hypotension and bradycardia occurred in dogs receiving an intravenous infusion of vancomycin 25 mg/kg, at a concentration of 25 mg/mL and an infusion rate of 13.3 mL/min.

15 REFERENCES

1. Byrd RA., Gries CL, Buening M.: Developmental Toxicology Studies of Vancomycin Hydrochloride Administered Intravenously to Rats and Rabbits. Fundam Appl Toxicol 1994; 23: 590-597.

16 HOW SUPPLIED/STORAGE AND HANDLING

16.1 How Supplied

Vancomycin Injection, USP is supplied as a ready to use clear, colorless to light brown solution in single-dose flexible bags containing 500 mg, 750 mg, 1 g, 1.25 g, 1.5 g, 1.75 g and 2 g vancomycin in 100 mL, 150 mL, 200 mL, 250 mL, 300 mL, 350 mL and 400 mL of liquid (consists of water and PEG together with the excipients NADA and lysine) [see *Description* (11)]. The flexible bags are supplied in sealed aluminum overpouches. The bags are supplied in the following packages:

NDC number	Packaging configuration
70594-041-02	Carton of six 500 mg/100 mL bags
70594-041-03	Carton of twelve 500 mg/100 mL bags
70594-056-02	Carton of six 750 mg/150 mL bags
70594-056-03	Carton of twelve 750 mg/150 mL bags
70594-042-02	Carton of six 1 g/200 mL bags
70594-042-03	Carton of twelve 1 g/200 mL bags
70594-057-02	Carton of six 1.25 g/250 mL bags
70594-043-02	Carton of six 1.5 g/300 mL bags
70594-058-02	Carton of six 1.75 g/350 mL bags
70594-044-02	Carton of six 2 g/400 mL bags

16.2 Storage

Store below 25°C (77°F), in original package. Product should be used within 28 days of removal from aluminum overpouch.

17 PATIENT COUNSELING INFORMATION

Risk of Embryo-Fetal Toxicity

Advise patients to notify their healthcare provider if they are pregnant prior to treatment with this formulation of vancomycin.

Infusion Reactions During or After Intravenous Use

Advise patients that generalized skin redness, skin rash, itching, flushing, muscle pain, chest pain, shortness of breath, wheezing, or dizziness may occur during Vancomycin Injection, USP infusion. These reactions can be lessened or prevented by infusing the drug over at least 60 minutes.

Acute Kidney Injury

Advise patients that Vancomycin Injection, USP can result in kidney damage and that blood tests are required to monitor vancomycin blood levels and kidney function during therapy.

Hearing Loss or Balance Problems

Advise patients that Vancomycin Injection, USP may result in decreased hearing and to report hearing loss or balance problems to their health care provider.

Antibacterial Resistance

Patients should be counseled that antibacterial drugs including vancomycin, should only be used to treat bacterial infections. They do not treat viral infections (e.g., the common cold). When vancomycin is prescribed to treat a bacterial infection, patients should be told that although it is common to feel better early in the course of therapy, the medication should be taken exactly as directed. Skipping doses or not completing the full course of therapy may (1) decrease the effectiveness of the immediate treatment and (2) increase the likelihood that bacteria will develop resistance and will not be treatable by vancomycin or other antibacterial drugs in the future.

Diarrhea

Diarrhea is a common problem caused by antibacterial drugs, including vancomycin, which usually ends when the antibacterial drug is discontinued. Sometimes after starting treatment with antibacterial drugs, patients can develop watery and bloody stools (with or without stomach cramps and fever) even as late as two or more months after having taken the last dose of the antibacterial drug. If this occurs, patients should contact their physician as soon as possible.

xellia
PHARMACEUTICALS

Manufactured for:

Xellia Pharmaceuticals USA, LLC

Buffalo Grove, IL 60089

Made in Switzerland

